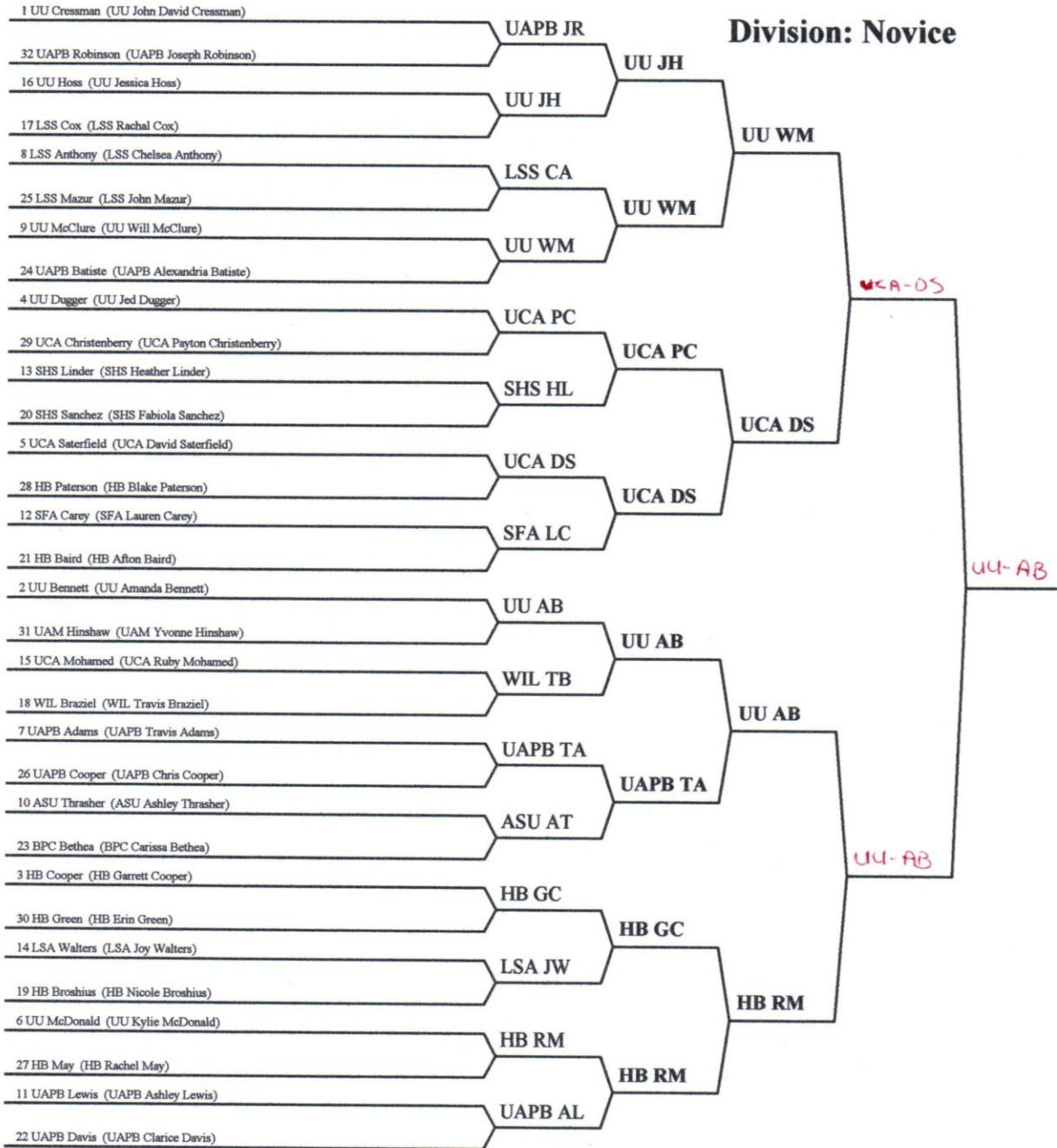


Red River Swing

LSU-Shreveport

Nov. 6-8, 2009



Red River Swing -- Novice
LSU-Shreveport
Nov. 6-8, 2009

	RD 1	RD 2	RD 3	RD 4	RD 5	RD 6	RD 7	RD 8		
ASU Martin Ark State	L AFF UAPB AL	W Neg HB RM UU Dr. Dna	L AFF LSC AB UU Skagfie	W Neg HB AB HSU Hill	L AFF HB EG LSS TK Hue	L Neg UCA PC HB Bender			2-4	158.00 110.00
ASU Jonathan Martin	26	30	27	29	28	18			158.00 110.00	
ASU Thrasher Ark State	W AFF UAM AR HB Bender	L Neg UCA RM UAM Evans	W AFF HB JR UAM Hoskin	W Neg LSA NH UCA Copela	W Neg LSS RC BPC Parks	W AFF LSS LB LSA Ells			5-1	195.00 128.00
ASU Ashley Thrasher	33	31	29	38	30	34			10th Seed 195.00 128.00 21st Spkr	
ASU Viel Ark State	L Neg LSS CS UAM Evans	L AFF UU AB UCA Frisbe	W Neg LSA PM LC Clark	L AFF UAPB AL LSS O'Nyasa	L Neg UAM BB LSS AStone	L AFF HSU IW LSUS 5			1-5	184.00 129.00
ASU Neena Viel	29	20	34	35	32	34			184.00 129.00	
BPC Bethea BPCC	W AFF HSU IW LC Clark	L Neg LSS JM HB Grooms	L Neg UAM YH LC Nowell	W AFF UAM AR LSUS J Wil	W AFF UCA FB LSS JJanik	W Neg HB KW LSUS 1			4-2	186.00 122.00
BPC Carissa Bethea	34	25	24	29	40	34			Seed 23 186.00 122.00	
BPC Guidry BPCC	L Neg WIL KA LC Clark	L AFF LC AN UU Dr. Dna	L Neg HSU IW LC Nowell	L AFF HB BP LSUS AAnde	L AFF HSU SW LSS JWilso	L Neg LSA JW UAM Evans			0-6	144.00 98.00
BPC David Guidry	31	15	24	20	26	28			144.00 98.00	
BPC Matthews BPCC	L AFF UCA RM UAPB Lusco	L Neg UAPB CC UAM Hoskin	L Neg HB BP LC Sawyer	W AFF UCA FB LSUS J Wil	W AFF SHS DH UCA Frisbe	L Neg UAPB CD LSUS 1			2-4	157.00 109.00
BPC Taylor Matthews	24	26	17	30	31	29			157.00 109.00	
BPC Smith BPCC	L Neg HB AB SHS J Jone	L AFF HB BP UU Skagfie	W AFF LSA NH UAM Hoskin	L Neg UAPB AB LSUS O'Nyasa	L Neg LC DL UCA Copela	W AFF HB JR UAPB Lusco			2-4	161.00 105.00
BPC Kenneth Smith	23	24	25	26	33	30			161.00 105.00	
HB Baird HarBer HS	W AFF BPC KS SHS J Jone	W Neg LC DL LSA Ells	W Neg WIL KA ASU Crenee	L AFF ASU JM HSU Hill	W Neg UCA RM LSUS 3	L AFF LSS JM UU Skagfie			4-2	191.00 132.00
HB Afton Baird	32	31	38	21	38	31			Seed 21 191.00 132.00 24th Spkr	
HB Broshius HarBer HS	W Neg LSA NH LC Nowell	W AFF UAPB CD ASU Gray	W AFF SHS LM UCA Frisbe	L Neg UU JD LSS TWright	W Neg UAPB AL LSS JWilso	L AFF UU WM LC Clark			4-2	197.00 131.00
HB Nicole Broshius	35	32	30	36	33	31			19th Seed 197.00 131.00 18th Spkr	
HB Cooper HarBer HS	L Neg UU JC LC Sawyer	W AFF UU JH ASU Gray	W AFF UAPB CD SHS J Jone	W Neg SHS TT ASU Crenee	W Neg UAM YH LSUS 2	W AFF LC AN LSUS 3			5-1	224.00 151.00
HB Garrett Cooper	36	40	40	33	37	38			3rd Seed 224.00 151.00 1st Spkr	
HB Gonzales HarBer HS	W Neg LC AN UAPB Lusco	L AFF WIL KA LC Sawyer	L AFF UCA PC HSU Hill	L Neg SFA LC UU Skagfie	L AFF UAPB AB LC Clark	W Neg UCA FB ASU Crenee			2-4	170.00 117.00
HB Anna Gonzales	33	19	20	34	32	32			170.00 117.00	
HB Green HarBer HS	W AFF UCA FB UAM Evans	L Neg LSU CS UCA Johnson	W AFF UAM LB LSA Burns	L Neg UAM BB ASU Crenee	W Neg ASU JM LSS TK Hue	L AFF UU JD LC Sawyer			3-3	186.00 126.00
HB Erin Green	31	24	30	33	36	32			Seed 30 186.00 126.00	

Red River Swing -- Novice

LSU-Shreveport

Nov. 6-8, 2009

	RD 1	RD 2	RD 3	RD 4	RD 5	RD 6	RD 7	RD 8		
HB May HarBer HS HB Rachel May	W Neg UAM LR LSA Ells 31	L AFF ASU JM UU Dr. Dra 27	W Neg HSU SW UAM Evans 31	W Bye 29.2	L AFF UAPB CD HSU Hill 22	W Neg UAPB CC LC Sawyer 35			4-2 Seed 27 175.20 118.20	175.20 118.20
HB Paterson HarBer HS HB Blake Paterson	L AFF LSS JM ASU Gray 29	W Neg BPC KS UU Skagfie 27	W AFF BPC TM LC Sawyer 30	W Neg BPC DG LSUS AAnde 30	L AFF LSU CS LSS MKane 24	W Neg SHS FS UAM Hoskin 29			4-2 Seed 28 169.00 115.00	169.00 115.00
HB Rings HarBer HS HB Jetson Rings	L Neg UAPB JR UCA Frisbe 30	L AFF SHS FS LC Sawyer 36	L Neg ASU AT UAM Hoskin 26	W AFF WIL KA SHS J Jone 32	W AFF UAM LB UCA Copela 36	L Neg BPC KS UAPB Lusco 27			2-4 187.00 125.00	187.00 125.00
HB White HarBer HS HB Kayla White	W AFF SHS TT BPC Wilder 37	W Neg LSS LB 35	L AFF UU KM LSUS 3 34	L Neg UAPB TA LC Clark 31	L Neg UU JD UCA Frisbe 25	L AFF BPC CB LSUS 1 32			2-4 194.00 132.00	194.00 132.00
HSU Wardlaw Henderson State HSU Ish Wardlaw	L Neg BPC CB LC Clark 34	L AFF UU KM HB Greenha 21	W AFF BPC DG LC Nowell 27	L Neg LSS CA SHS J Jone 24	L AFF UCA PC BPC Parks 25	W Neg ASU NV LSUS 5 38			2-4 169.00 110.00	169.00 110.00
HSU Wittig Henderson State HSU Shannon Wittig	L AFF UAPB CC UCA Frisbe 22	L Neg UAPB AB ASU Cremee 20	L AFF HB RM UAM Evans 30	W Neg UU KM LSS People 30	W Neg BPC DG LSS JWilsco 34	W AFF SHS TT UAPB Lusco 31			3-3 167.00 113.00	167.00 113.00
LC Engin La College LC Josh Engin	L AFF SHS HL UCA Mashoo 27	L Neg SFA LC 30	L Neg LSS JM HSU Hill 27	W AFF UU WM LSS PPhill 33	L AFF WCC DM LSS JJanik 34	W Neg UAM AR LSA Ells 22			2-4 173.00 117.00	173.00 117.00
LC Ford La College LC Sean Ford	L AFF UCA DS LSA Ells 26	L Neg SHS HL UCA Copela 29	L AFF LSU CS HB Bender 30	L Neg SHS DH LSUS R Gal 26	W AFF UAM AR LSUS 3 36	L Neg WCC DM HB Greenha 27			1-5 174.00 112.00	174.00 112.00
LC Latz La College LC Derick Latz	L Neg UU AB UAM Hoskin 23	L AFF HB AB LSA Ells 22	L AFF LSS LB ASU Gray 31	L Neg UAPB CD UU Skagfie 26	W AFF BPC KS UCA Copela 38	L Neg UAM LB HSU Hill 26			1-5 166.00 106.00	166.00 106.00
LC Nyman La College LC Austin Nyman	L AFF HB AG UAPB Lusco 21	W Neg BPC DG UU Dr. Dra 19	L Neg UU WM LSA Burns 22	L AFF LSS CS UCA Copela 31	W AFF UAM LR LSS MKane 32	L Neg HB GC LSUS 3 32			2-4 157.00 106.00	157.00 106.00
LSA Hanna LSU-Alexandria LSA Nick Hanna	L AFF HB NB LC Nowell 30	W Neg UCA PC SHS J Jone 32	L Neg BPC KS UAM Hoskin 24	L AFF ASU AT UCA Copela 32	W AFF UU JH LSS TWright 40	L Neg UAPB AB ASU Gray 37			2-4 195.00 131.00	195.00 131.00
LSA Medica LSU-Alexandria LSA Paul Medica	L Neg LSS RC UU Dr. Dra 27	W AFF UAM LB SHS J Jone 32	L AFF ASU NV LC Clark 33	L Neg UCA DS UAPB Lusco 31	L AFF LSS CA BPC Farr 32	W Neg UAM PP HB Bender 33			2-4 188.00 128.00	188.00 128.00

Red River Swing -- Novice

LSU-Shreveport

Nov. 6-8, 2009

	RD 1	RD 2	RD 3	RD 4	RD 5	RD 6	RD 7	RD 8		
LSA Walters LSU-Alexandria LSA Joy Walters	L AFF UU WM BPC Wilder 33	L Neg UAPB TA UCA Frisbe 28	W AFF SHS DH UCA Copela 38	W Neg LSU CS LSS TWrigh 38	W Neg SHS TT UCA Johnso 37	W AFF BPC DG UAM Evans 31			4-2 205.00 139.00 14th Seed 205.00 139.00 10th Spkr	
LSC Boyd Lone Star LSC Adriana Boyd	W Bye 28.4	W Neg UAM BB UCA Johnso 29	W Neg ASU JM UU Skagfie 25	L AFF UCA RM ASU Gray 34	L AFF UAPB CC LSUS 2 27	L Neg UU JC UAM Evans 27			3-3 170.39 111.39 170.39 111.39	
LSS Anthony LSU-Shreveport LSS Chelsea Anthony	W AFF UCA PC UAM Hoskin 30	L Neg WIL TB UAM Evans 29	W Neg SHS FS LC Clark 38	W AFF HSU IW SHS J Jone 33	W Neg LSA PM BPC Farr 36	W AFF UAPB JR ASU Cremee 38			5-1 204.00 137.00 8th Seed 204.00 137.00 13th Spkr	
LSS Cox LSU-Shreveport LSS Rachal Cox	W AFF LSA PM UU Dr. Dra 35	L Neg UU WM LSA Ells 30	W AFF UAPB AB UCA Frisbe 34	W Neg SHS HL ASU Gray 38	L AFF ASU AT BPC Parks 28	W Neg LSU CS HB Grooms 35			4-2 200.00 134.00 17th Seed 200.00 134.00 15th Spkr	
LSS Mazur LSU-Shreveport LSS John Mazur	W Neg HB BP ASU Gray 38	W AFF BPC CB HB Grooms 27	W AFF LC JE HSU Hill 30	L Neg UAM LB UAPB Lusco 27	L AFF UU KM BPC Hawtho 32	W Neg HB AB UU Skagfie 30			4-2 184.00 119.00 Seed 25 184.00 119.00	
LSU Scouten LSU-Baton Rouge LSU Crystal Scouten	L Neg UAM YH UCA Copela 31	W AFF HB EG UCA Johnso 27	W Neg LC SF HB Bender 34	L AFF LSA JW LSS TWrigh 29	W Neg HB BP LSS MKane 30	L AFF LSS RC HB Grooms 23			3-3 174.00 117.00 174.00 117.00	
SFA Carey Stephen F. Austin SFA Lauren Carey	W Neg UAM PP LC Sawyer 36	W AFF LC JE 35	W Neg UAPB CC HB Bender 31	W AFF HB AG UU Skagfie 37	L Neg UU WM BPC Hawtho 37	L AFF SHS HL LSUS 3 34			4-2 210.00 142.00 12th Seed 210.00 142.00 6th Spkr	
SHS Hernandez Sam Houston SHS Devon Hernandez	L AFF UU JD UCA Mashoo 28	L Neg UCA FB UAM Hoskin 23	L Neg LSA JW UCA Copela 33	W AFF LC SF LSUS R Gal 34	L Neg BPC TM UCA Frisbe 31	L AFF UAM BB HB Greenha 23			1-5 172.00 115.00 172.00 115.00	
SHS Linder Sam Houston SHS Heather Linder	W Neg LC JE UCA Mashoo 29	W AFF LC SF UCA Copela 38	W Bye 34.4	L AFF LSS RC ASU Gmy 33	L AFF UU JC LC Clark 32	W Neg SFA LC LSUS 3 40			4-2 206.40 137.40 13th Seed 206.40 137.40 8th Spkr	
SHS McCord Sam Houston SHS Lindsey McCord	W Neg UAM LB ASU Gray 36	L AFF UAPB JR HB Greenha 26	L Neg HB NB UCA Frisbe 30	L AFF UU JC LSS PPhill 32	L AFF WIL TB UCA Johnso 36	W Neg UAM LR UU Skagfie 26			2-4 186.00 124.00 186.00 124.00	
SHS Sanchez Sam Houston SHS Fabiola Sanchez	W AFF LSS LB UCA Copela 37	W Neg HB JR LC Sawyer 33	L AFF LSS CA LC Clark 33	W Neg UAM PP UCA Johnso 30	W Neg UCA DS HSU Hill 33	L AFF HB BP UAM Hoskin 27			4-2 193.00 129.00 20th Seed 193.00 129.00 23rd Spkr	
SHS Tran Sam Houston SHS Tim Tran	L Neg HB KW BPC Wilder 33	L AFF UAM PP UU Skagfie 25	L Neg UU AB LSA Ells 27	L AFF HB GC ASU Cremee 28	L AFF LSA JW UCA Johnso 27	L Neg HSU SW UAPB Lusco 27			0-6 167.00 109.00 167.00 109.00	

Red River Swing -- Novice

LSU-Shreveport

Nov. 6-8, 2009

	RD 1	RD 2	RD 3	RD 4	RD 5	RD 6	RD 7	RD 8		
UAM Booker UA-Monticello	L Neg UU JH SHS J Jone	L AFF LSC AB UCA Johnso	L Neg UCA RM UU Skagfie	W AFF HB EG ASU Cremee	W AFF ASU NV LSS AStone	W Neg SHS DH HB Greenha			3-3	169.00 114.00
UAM Brittany Booker	22	28	21	34	33	31				169.00 114.00
UAM Borse UA-Monticello	L AFF SHS LM ASU Gray	L Neg LSA PM SHS J Jone	L Neg HB EG LSA Burns	W AFF LSS JM UAPB Lusco	L Neg HB JR UCA Copela	W AFF LC DL HSU Hill			2-4	186.00 125.00
UAM Liz Borse	32	30	31	27	34	32				186.00 125.00
UAM Hinshaw UA-Monticello	W AFF LSU CS UCA Copela	L Neg UAPB AL HB Bender	W AFF BPC CB LC Nowell	W Neg UCA PC LSUS R Gal	L AFF HB GC LSUS 2	L Neg WIL TB LSUS 5			3-3	182.00 120.00 Seed 31
UAM Yvonne Hinshaw	37	29	25	28	34	29				182.00 120.00
UAM Pennington UA-Monticello	L AFF SFA LC LC Sawyer	W Neg SHS TT UU Skagfie	L Neg LSS CS LSA Ells	L AFF SHS FS UCA Johnso	L Neg LSS LB LSS AStone	L AFF LSA PM HB Bender			1-5	126.00 85.00
UAM Jessica Pennington	20	16	25	14	27	24				126.00 85.00
UAM Ramos UA-Monticello	L AFF HB RM LSA Ells	W Bye	L Neg UU JC UCA Copela	L AFF UU JH UCA Johnso	L Neg LC AN LSS MKane	L AFF SHS LM UU Skagfie			1-5	166.79 111.79
UAM Laur Ramos	29	27.8	28	27	29	26				166.79 111.79
UAM Rowe UA-Monticello	L Neg ASU AT HB Bender	L AFF UU JC HB Grooms	L AFF UAPB TA LC Sawyer	L Neg BPC CB LSUS J Wil	L Neg LC SF LSUS 3	L AFF LC JE LSA Ells			0-6	160.00 112.00
UAM Amber Rowe	29	27	32	26	30	16				160.00 112.00
UAPB Adams UA-Pine Bluff	W Neg WCC DM UU Dr. Dra	W AFF LSA JW UCA Frisbe	W Neg UAM AR LC Sawyer	W AFF HB KW LC Clark	W Neg WIL KA BPC Farr	L AFF UCA DS ASU Gray			5-1	206.00 140.00 7th Seed
UAPB Travis Adams	28	32	35	35	38	38				206.00 140.00 9th Spkr
UAPB Batiste UA-Pine Bluff	L Neg UU KM HB Bender	W AFF HSU SW ASU Cremee	L Neg LSS RC UCA Frisbe	W AFF BPC KS LSUS ONynas	W Neg HB AG LC Clark	W AFF LSA NH ASU Gray			4-2	185.00 121.00 Seed 24
UAPB Alexandria Batiste	27	27	28	34	32	37				185.00 121.00
UAPB Cooper UA-Pine Bluff	W Neg HSU SW UCA Frisbe	W AFF BPC TM UAM Hoskin	L AFF SFA LC HB Bender	W Neg WCC DM LSUS AAnde	W Neg LSC AB LSUS 2	L AFF HB RM LC Sawyer			4-2	176.00 116.00 Seed 26
UAPB Chris Cooper	26	28	30	34	29	29				176.00 116.00
UAPB Davis UA-Pine Bluff	W AFF WIL TB	L Neg HB NB ASU Gray	L Neg HB GC SHS J Jone	W AFF LC DL UU Skagfie	W Neg HB RM HSU Hill	W AFF BPC TM LSUS 1			4-2	188.00 127.00 Seed 22
UAPB Clarice Davis	34	34	33	27	31	29				188.00 127.00
UAPB Lewis UA-Pine Bluff	W Neg ASU JM	W AFF UAM YH HB Bender	W AFF UU JD SHS J Jone	W Neg ASU NV LSUS ONynas	L AFF HB NB LSS JWilso	L Neg UU AB LC Clark			4-2	211.00 139.00 11th Seed
UAPB Ashley Lewis	35	33	39	38	33	33				211.00 139.00 5th Spkr
UAPB Robinson UA-Pine Bluff	W AFF HB JR UCA Frisbe	W Neg SHS LM HB Greenha	L AFF UCA DS LSUS 3	W Neg LSS LB HSU Hill	L AFF UU AB LSS TWrigh	L Neg LSS CA ASU Cremee			3-3	177.00 126.00 Seed 32
UAPB Joseph Robinson	29	28	36	33	37	14				177.00 126.00

Red River Swing -- Novice

LSU-Shreveport

Nov. 6-8, 2009

	RD 1	RD 2	RD 3	RD 4	RD 5	RD 6	RD 7	RD 8		
UCA Barakat U of Central Ark	L Neg HB EG UAM Evans	W AFF SHS DH UAM Hoskin	L AFF WIL TB ASU Gray	L Neg BPC TM LSUS J Wil	L Neg BPC CB LSS Jjanik	L AFF HB AG ASU Cromeo			1-5	182.00 119.00
UCA Fadi Barakat	28	30	33	27	36	28			182.00 119.00	
UCA Christenberry U of Central Ark	L Neg LSS CA UAM Hoskin	L AFF LSA NH SHS J Jone	W Neg HB AG HSU Hill	L AFF UAM YH LSUS R Gal	W Neg HSU IW BPC Parks	W AFF ASU JM HB Bender			3-3	189.00 126.00
UCA Payton Christenberry	27	27	36	33	30	36			Seed 29 189.00 126.00	
UCA Mohamed U of Central Ark	W Neg BPC TM UAPB Lasco	W AFF ASU AT UAM Evans	W AFF UAM BB UU Stagfie	W Neg LSC AB ASU Gray	L AFF HB AB LSUS 3	L Neg UU KM HB Grooms			4-2	205.00 138.00
UCA Ruby Mohamed	27	31	32	39	36	40			15th Seed 205.00 138.00 11th Splr	
UCA Saterfield U of Central Ark	W Neg LC SF LSA Ells	W AFF LSS CS HB Bender	W Neg UAPB JR LSUS 3	W AFF LSA PM UAPB Lasco	L AFF SHS FS HSU Hill	W Neg UAPB TA ASU Gray			5-1	213.00 142.00
UCA David Saterfield	35	34	38	35	32	39			5th Seed 213.00 142.00 3rd Splr	
UU Bennett Union	W AFF LC DL UAM Hoskin	W Neg ASU NV UCA Frisbe	W AFF SHS TT LSA Ells	W Neg WIL TB LSS People	W Neg UAPB JR LSS TWrigh	W AFF UAPB AL LC Clark			6-0	197.00 131.00
UU Amanda Bennett	26	30	32	32	40	37			2nd Seed 197.00 131.00 19th Splr	
UU Cressman Union	W AFF HB GC LC Sawyer	W Neg UAM AR HB Grooms	W AFF UAM LR UCA Copela	W Neg SHS LM LSS PPhill	W Neg SHS HL LC Clark	W AFF LSC AB UAM Evans			6-0	211.00 142.00
UU John David Cressman	38	37	38	33	34	31			1st Seed 211.00 142.00 4th Splr	
UU Dugger Union	W Neg SHS DH UCA Mashoo	W AFF WCC DM UCA Copela	L Neg UAPB AL SHS J Jone	W AFF HB NB LSS TWrigh	W AFF HB KW UCA Frisbe	W Neg HB EG LC Sawyer			5-1	216.00 147.00
UU Jed Dugger	34	38	38	38	31	37			4th Seed 216.00 147.00 2nd Splr	
UU Hoss Union	W AFF UAM BB SHS J Jone	L Neg HB GC ASU Gray	W AFF WCC DM UAM Evans	W Neg UAM LR UCA Johnso	L Neg LSA NH LSS TWrigh	W AFF WIL KA HSU Hill			4-2	205.00 134.00
UU Jessica Hoss	32	31	31	35	40	36			16th Seed 205.00 134.00 12th Splr	
UU McClure Union	W Neg LSA JW BPC Wilder	W AFF LSS RC LSA Ells	W AFF LC AN LSA Burns	L Neg LC JE LSS PPhill	W AFF SFA LC BPC Hawtho	W Neg HB NB LC Clark			5-1	204.00 135.00
UU Will McClure	40	32	32	29	39	32			9th Seed 204.00 135.00 14th Splr	
UU McDonald Union	W AFF UAPB AB HB Bender	W Neg HSU IW HB Greenha	W Neg HB KW LSUS 3	L AFF HSU SW LSS People	W Neg LSS JM BPC Hawtho	W AFF UCA RM HB Grooms			5-1	207.00 139.00
UU Kylie McDonald	32	33	37	28	37	40			6th Seed 207.00 139.00 7th Splr	
WCC Morris William Carey	L AFF UAPB TA UU Dr. Dra	L Neg UU JD UCA Copela	L Neg UU JH UAM Evans	L AFF UAPB CC LSUS AAnde	W Neg LC JE LSS Jjanik	W AFF LC SF HB Greenha			2-4	188.00 128.00
WCC Destin Morris	21	36	32	31	39	29			188.00 128.00	
WIL Adams Wiley College	W AFF BPC DG LC Clark	W Neg HB AG LC Sawyer	L AFF HB AB ASU Cromeo	L Neg HB JR SHS J Jone	L AFF UAPB TA BPC Farr	L Neg UU JH HSU Hill			2-4	190.00 127.00
WIL Kaleb Adams	32	32	32	28	35	31			190.00 127.00 25th Splr	

Red River Swing -- Novice
LSU-Shreveport
Nov. 6-8, 2009

	RD 1	RD 2	RD 3	RD 4	RD 5	RD 6	RD 7	RD 8	
WIL Braziel Wiley College	L Neg UAPB CD	W AFF LSS CA UAM Evans	W Neg UCA FB ASU Gray	L AFF UU AB LSS People	W Neg SHS LM UCA Johnso	W AFF UAM YH LSUS 5			4-2 198.00 131.00 18th Seed
WIL Travis Braziel	32	29	40	27	35	35			198.00 131.00 17th Splr
WIL Douglas Wiley College	L Neg SHS FS UCA Copela	L AFF HB KW	W Neg LC DL ASU Gray	L AFF UAPB JR HSU Hill	W AFF UAM PP LSS AStone	L Neg ASU AT LSA Ellis			2-4 199.00 132.00 199.00 132.00 16th Splr
	38	34	35	32	31	29			

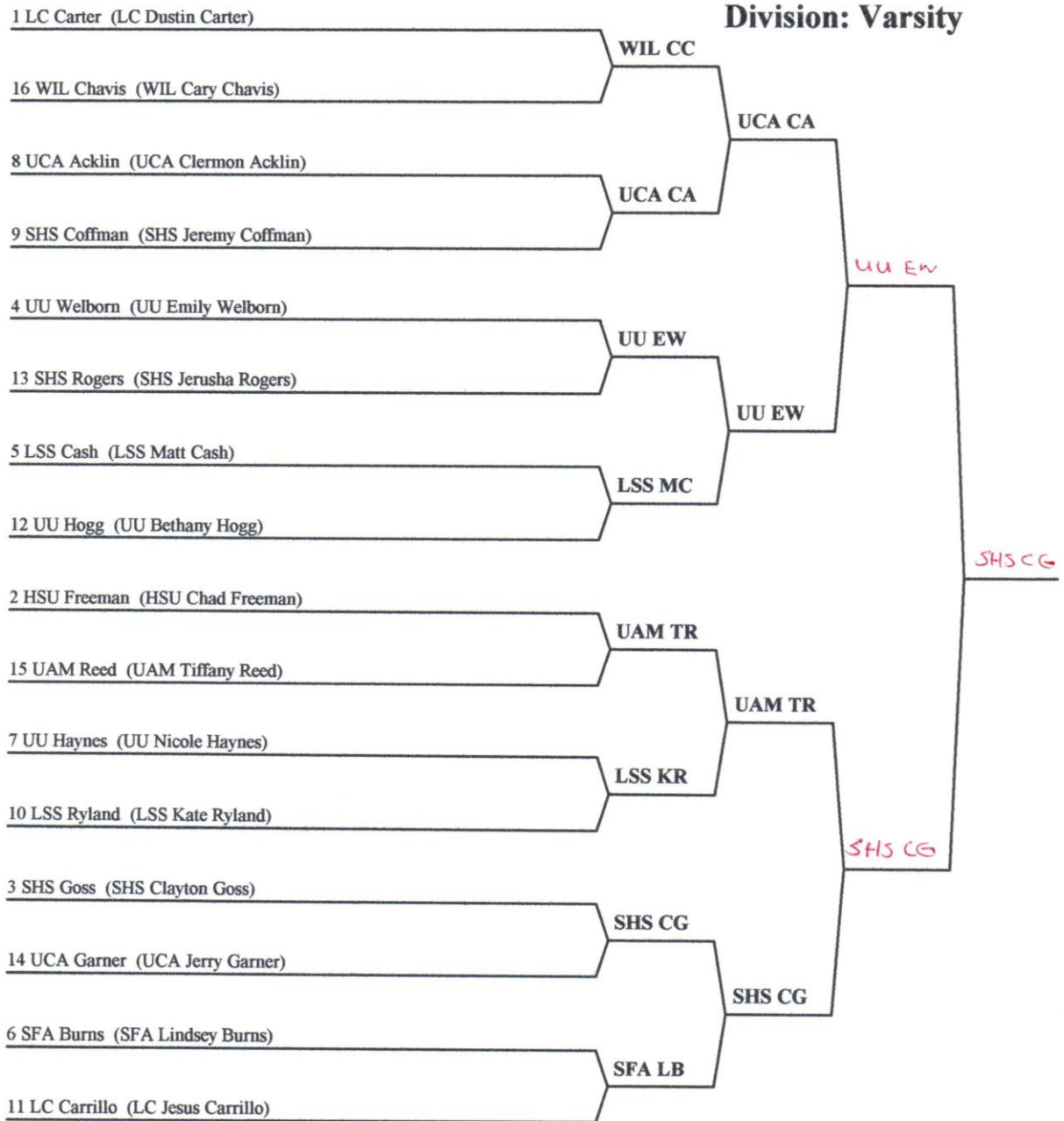
→ Rounds 1 & 2 = LSUS Bracket

Also: LSS-Szabo competed in Rounds 1-4; record of 3-1.

Red River Swing

LSU-Shreveport

Nov. 6-8, 2009



Red River Swing -- Varsity

LSU-Shreveport

Nov. 6-8, 2009

	RD 1	RD 2	RD 3	RD 4	RD 5	RD 6	RD 7	RD 8		
HB Clardy HarBer HS	L AFF SFA LB LSS AStone	W Neg UAM JM LSUS R Gal	L AFF WCC NG UAPB Lusco	W Neg LC TK LSUS 2	W AFF SHS GP UAM Evans	L Neg UAM TR LSUS J Wil			3-3	191.00 127.00
HB Emily Clardy	32	38	29	35	31	26			191.00	127.00
HB Franco HarBer HS	W AFF WIL CR ASU Cremoe	L Neg UCA WB	L AFF SFA MD UU Dr. Dra	L Neg UU NH LSS KKey	L AFF UAM TR LSUS 1	L Neg UU AR LSS PPhill			1-5	183.00 123.00
HB Allen Franco	31	32	31	27	29	33			183.00	123.00
HB Garr HarBer HS	W AFF LSA JL LSUS R Gal	L Neg LC DC LSS PPhill	W Neg LSS MC UCA Johnso	W AFF SFA EP LSS HWich	L AFF UU NH LC Nowell	L Neg UAM ZT LSUS B Patt			3-3	206.00 140.00
HB Dillon Garr	35	33	37	40	26	35			206.00	140.00 9th Spkr
HB Heim HarBer HS	L Neg SHS JC LSS JJanik	L AFF SFA SW LSS PPhill	L AFF UU EW UCA Mashoo	W Neg HSU TL LSS AStone	W Neg WIL CK UU Dr. Dra	L AFF LC JB LSUS LGlen			2-4	169.00 115.00
HB Tanner Heim	31	15	22	36	26	39			169.00	115.00
HB Holcomb HarBer HS	W AFF UAM TR LSS PPhill	L Neg SHS JR LSS AStone	L AFF UAM ZT LSUS MPitt	W Neg WCC NG LSS LTerre	W Neg UAM JM LC Sawyer	L AFF UCA AH LSUS B Patt			3-3	201.00 134.00
HB Ali Holcomb	34	30	34	36	40	27			201.00	134.00
HB Krisnowich HarBer HS	L Neg UCA CA LSS JJanik	L AFF UU EW LSS JWiso	L Neg WIL CC LSS LTerre	L AFF WIL SA LSUS 3	L AFF UAM AB LC Sawyer	W Neg HSU CH UCA Johnso			1-5	199.00 133.00
HB Laura Krisnowich	38	30	28	33	34	36			199.00	133.00
HB Ramoly HarBer HS	L AFF UU BH	L Neg LSA JL LSS KSmith	L AFF HSU CF LSUS MPitt	W Neg LSS AL BPC Parr	W AFF UU AR UAM Evans	W Neg SFA EP LSS TWrigh			3-3	203.00 134.00
HB Laurelyn Ramoly	31	29	35	37	31	40			203.00	134.00 15th Spkr
HSU Freeman Henderson State	W AFF LC ZV UU Skagfie	W Neg UU NH LC Clark	W Neg HB LR LSUS MPitt	W AFF UCA JG LSUS 2	W Neg UU EW LSUS 1	W AFF WCC NG LSS AStone			6-0	211.00 143.00
HSU Chad Freeman	28	38	37	34	40	34			211.00	143.00 9th Spkr
HSU Hollis Henderson State	L Neg UU KN HB Greenha	L AFF WIL SA LC Nowell	L Neg SFA LB LSS LTerre	L AFF UAM AB LSS ACambe	L Neg SFA JS HB Bender	L AFF HB LK UCA Johnso			0-6	181.00 121.00
HSU Camille Hollis	28	24	31	31	31	36			181.00	121.00
HSU Loy Henderson State	L AFF SHS JR LSS PPhill	W Neg SFA JS UCA Mashoo	L Neg UU AR LSS KGrego	L AFF HB TH LSS AStone	W Neg WCC NG HB Grooms	W AFF WIL CK UCA Frisbe			3-3	215.00 141.00
HSU Taylor Loy	35	36	34	34	40	36			215.00	141.00 2nd Spkr
LC Buzzetta La College	L AFF UU NH	L Neg UU BH UAPB Hawks	L Neg SFA NW LSS KGrego	L AFF WIL CC LSS KKey	W AFF SFA EP HB Bender	W Neg HB TH LSUS LGlen			2-4	190.00 127.00
LC Joseph Buzzetta	29	31	32	23	35	40			190.00	127.00
LC Carrillo La College	L Neg WIL CC HB Grooms	L AFF SHS JC LSS KSmith	W AFF UCA AH UU Dr. Dra	W Neg UU BH LSUS 3	W Neg WIL CR UU Skagfie	W AFF SFA SW UCA Frisbe			4-2	203.00 134.00
LC Jesus Carrillo	39	30	31	38	32	33			203.00	134.00 16th Spkr

Red River Swing -- Varsity

LSU-Shreveport

Nov. 6-8, 2009

	RD 1	RD 2	RD 3	RD 4	RD 5	RD 6	RD 7	RD 8	
LC Carter La College LC Dustin Carter	W Neg SFA EP BPC Wilder 35	W AFF HB DG LSS PPhill 36	W AFF SHS GP HB Grooms 33	W Neg UAM JM LSS ACambe 37	W Neg SHS JR HB Greenha 36	W AFF LSS AL BPC Graves 37			6-0 214.00 144.00 1st Seed 214.00 144.00 3rd Spkr
LC Kiewer La College LC Travis Kiewer	W Neg UCA AH BPC McMart 25	L AFF LSS MC UAPB Lusco 29	W Neg LSS KR BPC Hicks 38	L AFF HB EC LSUS 2 30	L AFF WIL CC UAM Hoskin 21	L Neg SFA LB UCA Johnso 34			2-4 177.00 118.00 177.00 118.00
LC Veuleman La College LC Zack Veuleman	L Neg HSU CF UU Skagfie 24	L AFF UCA JG LSS AStone 34	W AFF UCA WB LSS PPhill 36	L Neg SHS CG LSUS LCord 36	W Neg SHS AS HB Greenha 33	W AFF SFA MD LSUS J Wil 32			3-3 195.00 135.00 195.00 135.00
LSA Laningham LSU-Alexandria LSA Jackson Laningham	L Neg HB DG LSUS R Gal 32	W AFF HB LR LSS KSmith 33	W Neg UAM TR UCA Mashoo 37	L AFF SFA JS UAM Hoskin 30	W AFF UAM ZT UAPB Lusco 35	L Neg UU BH LSS JWilsco 33			3-3 200.00 133.00 200.00 133.00
LSS Cash LSU-Shreveport LSS Matt Cash	W AFF SFA JS BPC Wilder 37	W Neg LC TK UAPB Lusco 35	L AFF HB DG UCA Johnso 36	W Neg UCA WB UAPB Hawks 35	W AFF UCA CA LSA Burns 35	W Neg WIL SA SHS J Jone 34			5-1 212.00 141.00 5th Seed 212.00 141.00 4th Spkr
LSS Lieberman LSU-Shreveport LSS Ali Lieberman	W Neg WIL SA HB Greenha 35	W AFF SFA MC UCA Mashoo 33	W Neg UAM AB UCA Johnso 33	L AFF HB LR BPC Parr 34	L AFF UCA JG LC Nowell 30	L Neg LC DC BPC Graves 35			3-3 200.00 135.00 200.00 135.00
LSS Ryland LSU-Shreveport LSS Kate Ryland	W Neg WCC NG UCA Johnso 38	W AFF UAM AB 34	L AFF LC TK BPC Hicks 35	W Neg UU BD UCA Prisbe 31	L AFF SFA LB UU Skagfie 33	W Neg WIL CC BPC Graves 35			4-2 206.00 137.00 10th Seed 206.00 137.00 11th Spkr
SFA Burns Stephen F. Austin SFA Lindsey Burns	W Neg HB EC LSS AStone 36	W AFF WIL CC UAPB Lusco 35	W AFF HSU CH LSS LTerre 36	L Neg SHS GP UAM Hoskin 30	W Neg LSS KR UU Skagfie 33	W AFF LC TK UCA Johnso 35			5-1 205.00 139.00 6th Seed 205.00 139.00 13th Spkr
SFA Courteau Stephen F. Austin SFA Melissa Courteau	W AFF WIL CK UU Skagfie 29	L Neg LSS AL UCA Mashoo 32	L AFF WIL CR HB Greenha 26	L Neg UU EW LSUS DHowa 36	L Neg UCA AH ASU Cremeo 36	L AFF UU BD LSS TWright 36			1-5 195.00 133.00 195.00 133.00
SFA Daugherty Stephen F. Austin SFA Matt Daugherty	L Neg UU EW HB Grooms 26	L AFF UCA CA LSUS Apple 37	W Neg HB AF UU Dr. Dra 35	L AFF UAM TR UAPB Hawks 35	W AFF WIL SA UAM Hoskin 30	L Neg LC ZV LSUS J Wil 30			2-4 193.00 130.00 193.00 130.00
SFA Perez Stephen F. Austin SFA Emanuel Perez	L AFF LC DC BPC Wilder 27	L Neg SHS GP LSS JJanik 30	L AFF SHS CG LSUS 2 31	L Neg HB DG LSUS HWich 37	L Neg LC JB HB Bender 30	L AFF HB LR LSS TWright 32			0-6 187.00 123.00 187.00 123.00
SFA Subar Stephen F. Austin SFA Jacquelyn Subar	L Neg LSS MC BPC Wilder 30	L AFF HSU TL UCA Mashoo 23	L AFF UU NH LSS ACambe 27	W Neg LSA JL UAM Hoskin 31	W AFF HSU CH HB Bender 33	W Neg SHS GP LSUS HWich 39			3-3 183.00 121.00 183.00 121.00

Red River Swing -- Varsity

LSU-Shreveport

Nov. 6-8, 2009

	RD 1	RD 2	RD 3	RD 4	RD 5	RD 6	RD 7	RD 8		
SFA West Stephen F. Austin	W AFF SHS GP UCA Johnso	L Neg UAM TR LSUS Apple	W AFF LC JB LSS KGrego	W Neg UU KN LSS AStone	L Neg UU BD LSA Burns	L AFF SHS JR LSUS HWich			3-3	207.00 142.00
SFA Nicole West	38	27	38	35	33	36			207.00 142.00 7th Spkr	
SFA Williamson Stephen F. Austin	L AFF UAM JM BPC Graves	W Neg HB TH LSS PPhill	L Neg UCA JG HB Greenha	W AFF WIL CK LSUS DHowa	W AFF UCA WB HB Grooms	L Neg LC JC UCA Friebe			3-3	199.00 136.00
SFA Savannah Williamson	25	36	31	36	38	33			199.00 136.00	
SHS Coffman Sam Houston	W AFF HB TH LSS JJanik	W Neg LC JC LSS KSmith	W AFF UAM JM BPC Hicks	L Neg WIL CR LSUS LCord	W AFF UU BH UCA Mashoo	L Neg UU KN LSS PPhill			4-2	207.00 138.00
SHS Jeremy Coffman	36	34	37	32	36	32			9th Seed 207.00 138.00 8th Spkr	
SHS Goss Sam Houston	W AFF UCA WB BPC McMart	W Neg WIL CK LC Nowell	W Neg SFA EP LSUS 2	W AFF LC ZV LSUS LCord	W AFF UU KN UAPB Lasco	W Neg UCA CA LSS JWils			6-0	199.00 136.00
SHS Clayton Goss	25	32	34	38	34	36			3rd Seed 199.00 136.00	
SHS Posey Sam Houston	L Neg SFA NW UCA Johnso	W AFF SFA EP LSS JJanik	L Neg LC DC HB Grooms	W AFF SFA LB UAM Hoskin	L Neg HB EC UAM Evans	L AFF SFA JS LSUS HWich			2-4	206.00 137.00
SHS Grayson Posey	37	34	34	32	31	38			206.00 137.00 12th Spkr	
SHS Rogers Sam Houston	W Neg HSU TL LSS PPhill	W AFF HB AH LSS AStone	L AFF UU BH LSUS 2	W Neg UAM ZT UCA Friebe	L AFF LC DC HB Greenha	W Neg SFA NW LSUS HWich			4-2	198.00 131.00
SHS Jerusha Rogers	38	33	32	27	28	40			13th Seed 198.00 131.00	
SHS Scott Sam Houston	L Neg UAM ZT LSS AStone	L AFF UU KN LSUS R. Gal	L Neg WIL SA LSS ACambe	L AFF UCA CA LSS LTerre	L AFF LC ZV HB Greenha	W Neg UAM AB LSUS LGles			1-5	168.00 116.00
SHS Alex Scott	29	25	35	15	27	37			168.00 116.00	
UAM Baron UA-Monticello	L AFF UU BD BPC Graves	L Neg LSS KR	L AFF LSS AL UCA Johnso	W Neg HSU CH LSS ACambe	W Neg HB LK LC Sawyer	L AFF SHS AS LSUS LGles			2-4	203.00 135.00
UAM Anna-Blace Baron	30	32	35	33	38	35			203.00 135.00 14th Spkr	
UAM Morgan UA-Monticello	W Neg SFA SW BPC Graves	L AFF HB EC LSUS R. Gal	L Neg SHS JC BPC Hicks	L AFF LC DC LSS ACambe	L AFF HB AH LC Sawyer	W Neg UCA WB SHS J Jone			2-4	195.00 129.00
UAM Jordan Morgan	32	30	36	33	33	31			195.00 129.00	
UAM Reed UA-Monticello	L Neg HB AH LSS PPhill	W AFF SFA NW LSUS Apple	L AFF LSA JL UCA Mashoo	W Neg SFA MD UAPB Hawks	W Neg HB AF LSUS 1	W AFF HB EC LSUS J Wil			4-2	192.00 126.00
UAM Tiffany Reed	33	29	31	37	31	31			15th Seed 192.00 126.00	
UAM Tucker UA-Monticello	W AFF SHS AS LSS AStone	L Neg WIL CR LC Clark	W Neg HB AH LSUS MPitt	L AFF SHS JR UCA Friebe	L Neg LSA JL UAPB Lasco	W AFF HB DG LSUS BPatt			3-3	200.00 136.00
UAM Zack Tucker	34	32	35	28	35	36			200.00 136.00	
UCA Acklin U of Central Ark	W AFF HB LK LSS JJanik	W Neg SFA MD LSUS Apple	W AFF UU BD UAPB Lasco	W Neg SHS AS LSS LTerre	L Neg LSS MC LSA Burns	L AFF SHS CG LSS JWils			4-2	208.00 138.00
UCA Clermon Acklin	38	37	35	33	33	32			8th Seed 208.00 138.00 6th Spkr	

Red River Swing -- Varsity

LSU-Shreveport

Nov. 6-8, 2009

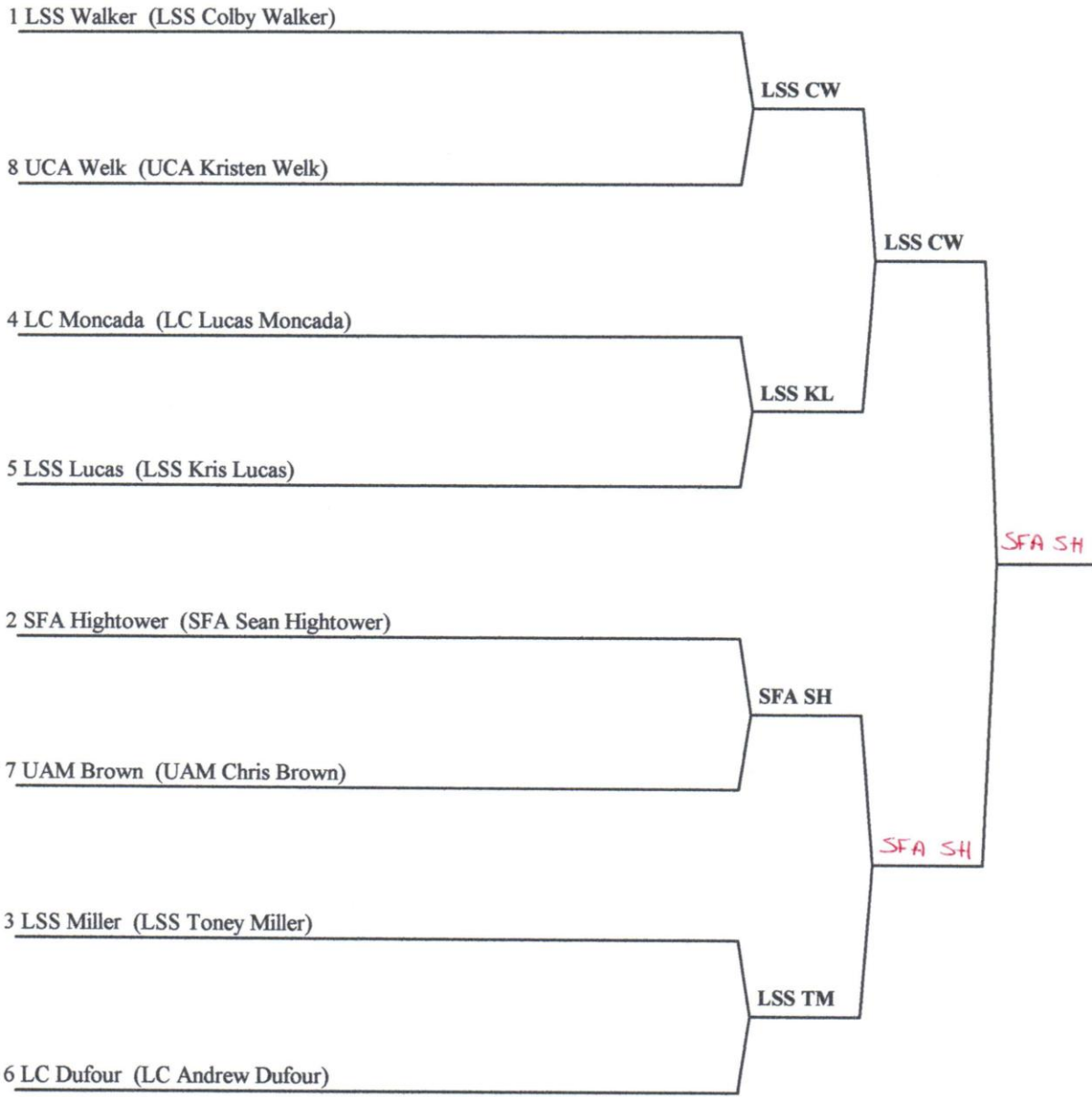
	RD 1	RD 2	RD 3	RD 4	RD 5	RD 6	RD 7	RD 8		
UCA Bailey U of Central Ark	L Neg SHS CG BPC McMart	W AFF HB AF	L Neg LC ZV LSS PPhill	L AFF LSS MC UAPB Hawks	L Neg SFA SW HB Grooms	L AFF UAM JM SHS J Jone			1-5	192.00 132.00
UCA Whitney Bailey	24	34	35	34	36	29			192.00	132.00
UCA Garner U of Central Ark	W AFF UU AR ASU Cremece	W Neg LC ZV LSS ASone	W AFF SFA SW HB Greenha	L Neg HSU CF LSUS 2	W Neg LSS AL LC Nowell	L AFF UU EW UAPB Hawks			4-2	197.00 133.00
UCA Jerry Garner	32	37	34	32	27	35			14th Seed	197.00 133.00
UCA Hale U of Central Ark	L AFF LC TK BPC McMart	W Neg UU BD UAPB Hawks	L Neg LC JC UU Dr. Dca	L AFF UU AR LSUS HWich	W AFF SFA MC ASU Cremece	W Neg HB AH LSUS BPatt			3-3	192.00 131.00
UCA Ashley Hale	23	37	27	36	38	31			192.00	131.00
UU Davis Union	W Neg UAM AB BPC Graves	L AFF UCA AH UAPB Hawks	L Neg UCA CA UAPB Lusco	L AFF LSS KR UCA Frisbe	W AFF SFA NW LSA Burns	W Neg SFA MC LSS TWright			3-3	206.00 137.00
UU Betsy Davis	31	34	36	29	36	40			206.00	137.00 10th Spkr
UU Haynes Union	W Neg LC JB	L AFF HSU CF LC Clark	W Neg SFA JS LSS ACambe	W AFF HB AF LSS KKey	W Neg HB DG LC Nowell	W AFF WIL CR LSS ASone			5-1	192.00 127.00
UU Nicole Haynes	31	36	36	30	29	30			7th Seed	192.00 127.00
UU Hogg Union	W Neg HB LR	W AFF LC JB UAPB Hawks	W Neg SHS JR LSUS 2	L AFF LC JC LSUS 3	L Neg SFA MC UCA Mashoo	W AFF LSA JL LSS JWilso			4-2	202.00 136.00
UU Bethany Hogg	34	36	32	30	34	36			12th Seed	202.00 136.00
UU Noblett Union	W AFF HSU CH HB Greenha	W Neg SHS AS LSUS R Gal	W Neg WIL CK HB Grooms	L AFF SFA NW LSS ASone	L Neg SHS CG UAPB Lusco	W AFF SHS JC LSS PPhill			4-2	190.00 128.00
UU Kaleb Noblett	32	34	28	33	32	31			190.00	128.00
UU Roberts Union	L Neg UCA JG ASU Cremece	L AFF WCC NG LSS JJanik	W AFF HSU TL LSS KGrego	W Neg UCA AH LSUS HWich	L Neg HB LR UAM Evans	W AFF HB AF LSS PPhill			3-3	202.00 136.00
UU Andrew Roberts	27	34	38	39	30	34			202.00	136.00
UU Welborn Union	W AFF SFA MD HB Grooms	W Neg HB LK LSS JWilso	W Neg HB TH UCA Mashoo	W AFF SFA MC LSUS DHowa	L AFF HSU CF LSUS 1	W Neg UCA JG UAPB Hawks			5-1	215.00 143.00
UU Emily Welborn	35	32	40	37	35	36			4th Seed	215.00 143.00 1st Spkr
WCC Gilcrease William Carey	L AFF LSS KR UCA Johnso	W Neg UU AR LSS JJanik	W Neg HB EC UAPB Lusco	L AFF HB AH LSS LTerre	L AFF HSU TL HB Grooms	L Neg HSU CF LSS ASone			2-4	193.00 130.00
WCC Nicole Gilcrease	36	35	32	27	32	31			193.00	130.00
WIL Allen Wiley College	L AFF LSS AL HB Greenha	W Neg HSU CH LC Nowell	W AFF SHS AS LSS ACambe	W Neg HB LK LSUS 3	L Neg SFA MD UAM Hoskin	L AFF LSS MC SHS J Jone			3-3	180.00 118.00
WIL Sean Allen	24	27	36	38	28	27			180.00	118.00
WIL Chavis Wiley College	W AFF LC JC HB Grooms	L Neg SFA LB UAPB Lusco	W AFF HB LK LSS LTerre	W Neg LC JB LSS KKey	W Neg LC TK UAM Hoskin	L AFF LSS KR BPC Graves			4-2	190.00 132.00
WIL Cary Chavis	39	19	36	32	32	32			16th Seed	190.00 132.00

Red River Swing -- Varsity
LSU-Shreveport
Nov. 6-8, 2009

	RD 1	RD 2	RD 3	RD 4	RD 5	RD 6	RD 7	RD 8		
WIL Keener Wiley College	L Neg SFA MC UU Skagfie	L AFF SHS CG LC Nowell	L AFF UU KN HB Grooms	L Neg SFA SW LSUS DHowa	L AFF HB TH UU Dr. Dra	L Neg HSU TL UCA Frisbe			0-6	142.00 98.00
WIL Cha'Mira Keener	15	28	18	29	25	27			142.00	98.00
WIL Russell Wiley College	L Neg HB AF ASU Cremece	W AFF UAM ZT LC Clark	W Neg SFA MC HB Greenha	W AFF SHS JC LSUS LCord	L AFF LC JC UU Skagfie	L Neg UU NH LSS AStone			3-3	178.00 121.00
WIL Caress Russell	22	34	31	35	28	28			178.00	121.00

Red River Swing
LSU-Shreveport
Nov. 6-8, 2009

Division: Professional



Red River Swing -- Professional

LSU-Shreveport

Nov. 6-8, 2009

	ROUND 1	ROUND 2	ROUND 3	ROUND 4	ROUND 5	ROUND 6		
HSU Dickey Henderson State HSU Tim Dickey	L Neg SFA DF LSS ACambe 29	L AFF LC LM LSUS 1 32	L AFF LSS MM BPC Elliso 36	L Neg LSS CW BPC Hicks 32	L Neg LC AD BPC Cecil 36	L AFF SFA SH LSA Burns 32	0-6	197.00 132.00 197.00 132.00
LC Dufour La College LC Andrew Dufour	W Neg UCA ML LSS KKey 37	W AFF LSS MM BPC Hawtho 36	L Neg LSS TM BPC Elliso 35	W Neg LSA DD LSS TK Hue 38	W AFF HSU TD BPC Cecil 38	L AFF UAM CB LSA Burns 27	4-2	211.00 146.00 6th Seed 211.00 146.00
LC Moncada La College LC Lucas Moncada	W AFF UAM TT LSS ACambe 30	W Neg HSU TD LSUS 1 35	W Neg UCA KW LSS Ortiz 38	W AFF UAM JS 35	W Bye 32.8	L Neg UCA ML UU Dr. Dra 26	5-1	196.79 132.79 4th Seed 196.79 132.79
LSA Doyle LSU-Alexandria LSA David Doyle	W Neg SFA SH LSS KKey 40	W Bye 37.2	L AFF UCA ML LSS Ortiz 35	L AFF LC AD LSS TK Hue 37	W AFF UAM JS ASU Gray 38	L Neg LSS KL UCA Mashoo 36	3-3	223.20 148.20 223.20 148.20 2nd Spkr
LSA Landry LSU-Alexandria LSA Tim Landry	W Neg LSS MM UAPB Hawks 33	L AFF SFA SH LSUS 2 34	L Neg UAM JS LSS MKane 37	W AFF SFA DF BPC Parks 40	L Neg LSS CW SHS J Jone 38	L AFF UAM TT UCA Mashoo 37	2-4	219.00 146.00 219.00 146.00 3rd Spkr
LSS Lucas LSU-Shreveport LSS Kris Lucas	L Neg UCA KW BPC Wood 34	W AFF SFA DF BPC Hawtho 40	W Neg UAM TT BPC Cecil 37	L Neg UAM CB BPC Hicks 32	W AFF SFA CC LSA Ells 33	W AFF LSA DD UCA Mashoo 40	4-2	216.00 144.00 216.00 144.00 4th Spkr
LSS Matthews LSU-Shreveport LSS Micheal Matthews	L AFF LSA TL UAPB Hawks 29	L Neg LC AD BPC Hawtho 32	W Neg HSU TD BPC Elliso 40	L AFF SFA CC BPC Hicks 35	W Neg UCA ML BPC Cecil 39	W AFF UCA KW UU Dr. Dra 33	3-3	208.00 139.00 208.00 139.00
LSS Miller LSU-Shreveport LSS Toney Miller	L AFF SFA CC UAPB Hawks 34	W Neg UAM JS LSUS 2 31	W AFF LC AD BPC Elliso 36	W AFF UCA ML BPC Hicks 35	W Neg SFA DF ASU Gray 40	W Bye 35.2	5-1	211.20 140.20 3rd Seed 211.20 140.20 8th Spkr
LSS Walker LSU-Shreveport LSS Colby Walker	W AFF UAM JS BPC Wood 35	W Neg UAM CB HB D Pater 36	W Neg SFA DF BPC Cecil 38	W AFF HSU TD BPC Hicks 34	W AFF LSA TL SHS J Jone 40	L Neg SFA CC LC Nowell 32	5-1	215.00 143.00 1st Seed 215.00 143.00 5th Spkr
SFA Fearn Stephen F. Austin SFA Daniel Fearn	W AFF HSU TD LSS ACambe 31	L Neg LSS KL BPC Hawtho 31	L AFF LSS CW BPC Cecil 35	L Neg LSA TL BPC Parks 34	L AFF LSS TM ASU Gray 37	L Neg UAM JS LC Nowell 29	1-5	197.00 131.00 197.00 131.00
SFA Hightower Stephen F. Austin SFA Sean Hightower	L AFF LSA DD LSS KKey 39	W Neg LSA TL LSUS 2 29	W Bye 35.6	W AFF UAM TT 36	W Neg UAM CB SHS J Jone 40	W Neg HSU TD LSA Burns 34	5-1	213.59 144.59 2nd Seed 213.59 144.59 6th Spkr
SFA c Courteau Stephen F. Austin SFA Christine Courteau	W Neg LSS TM UAPB Hawks 35	L AFF UCA KW HB D Pater 38	L AFF UAM CB LSS MKane 37	W Neg LSS MM BPC Hicks 35	L Neg LSS KL LSA Ells 35	W AFF LSS CW LC Nowell 33	3-3	213.00 142.00 213.00 142.00 7th Spkr

Red River Swing -- Professional

LSU-Shreveport

Nov. 6-8, 2009

	ROUND 1	ROUND 2	ROUND 3	ROUND 4	ROUND 5	ROUND 6	
UAM Brown UA-Monticello UAM Chris Brown	W Bye 35	L AFF LSS CW HB D Pater 33	W Neg SFA CC LSS MKane 39	W AFF LSS KL BPC Hicks 34	L AFF SFA SH SHS J Jone 38	W Neg LC AD LSA Burns 31	4-2 210.00 140.00 7th Seed 210.00 140.00
UAM Smith UA-Monticello UAM Josh Smith	L Neg LSS CW BPC Wood 32	L AFF LSS TM LSUS 2 29	W AFF LSA TL LSS MKane 38	L Neg LC LM 34	L Neg LSA DD ASU Gray 37	W AFF SFA DF LC Nowell 28	2-4 198.00 132.00 198.00 132.00
UAM Tessero UA-Monticello UAM Tyler Tessero	L Neg LC LM LSS ACambe 28	L AFF UCA ML LSUS 1 33	L AFF LSS KL BPC Cecil 35	L Neg SFA SH 34	L AFF UCA KW LSA Ells 31	W Neg LSA TL UCA Mashoo 39	1-5 200.00 133.00 200.00 133.00
UCA Lowery U of Central Ark UCA Mark Lowery	L AFF LC AD LSS KKey 40	W Neg UAM TT LSUS 1 38	W Neg LSA DD LSS Ortiz 38	L Neg LSS TM BPC Hicks 35	L AFF LSS MM BPC Cecil 39	W AFF LC LM UU Dr. Dra 37	3-3 227.00 152.00 227.00 152.00 1st Spkr
UCA Welk U of Central Ark UCA Kristen Welk	W AFF LSS KL BPC Wood 34	W Neg SFA CC HB D Pater 40	L AFF LC LM LSS Ortiz 29	W Bye 33.8	W Neg UAM TT LSA Ells 34	L Neg LSS MM UU Dr. Dra 32	4-2 202.79 133.79 8th Seed 202.79 133.79

Red River Classic -- Team IPDA Debate

LSU Shreveport
November 6-8, 2009

Division: Team IPDA De

1 UAM Reed/Brown (UAM Tiffany Reed & UAM Chris Brown)

UCA BG

8 UCA Bailey/Garner (UCA Whitney Bailey & UCA Jerry Garner)

UCA BG

4 UAM Baron/Tucker (UAM Anna-Blace Baron & UAM Zach Tucker)

UAMBT

5 UCA Acklin/Welk (UCA Clermon Acklin & UCA Kristen Welk)

LSS CR

2 ASU Gray/Hoyt (ASU Mike Gray & ASU Blake Hoyt)

LSS CR

7 LSUS Cash/Ryland (LSUS Matt Cash & LSUS Kate Ryland)

LSS CR

3 HBH Franco/Garr (HBH Allen Franco & HBH Dillon Garr)

MUL HC

6 MULE Hale/Courteau (UCA Ashley Hale & SFA Christine Courteau)

Red River Classic -- Team IPDA Debate

LSU Shreveport
November 6-8, 2009

	ROUND 1	ROUND 2	ROUND 3	ROUND 4	ROUND 5		
ASU Gilbert/Farley Arkansas State Universit	L AFF UAMBT LSUS Posey	L Neg HSU FL LSUS M Ste	W Neg LSS CR HSU C. Hol	W AFF UCA AW LSUS K. Gi	L Fft UCA BG LSUS E. Wo	2-3	182.00 259.00
ASU Colton Gilbert ASU JD Farley	30 2 25 4	31 4 32 3	39 1 38 2	35 1 29 3		96.00 135.00 86.00 124.00	
ASU Gray/Hoyt Arkansas State Universit	W Neg MUL HC LSUS M. Br	W AFF LAC KM LSUS L. Te	W AFF UCA BG LSUS Marai	W Neg LSS KC UCA M. Low	L AFF HBH RH LSUS K. Ke	4-1	212.00 354.00
ASU Mike Gray ASU Blake Hoyt	33 2 37 1	35 4 36 3	36 1 35 2	31 3 37 1	37 3 37 2	104.00 172.00 8th Spkr 110.00 182.00 1st Spkr	2nd Seed
ASU Martin/Thrasher Arkansas State Universit	L Fft LSS LC LAC Judge	W AFF UU HH LSUS K. Gi	W Neg HBH RH LSUS M. Br	L AFF LAC CC LSUS K. Ke	L Neg LSS CR LAC Judge	2-3	166.00 235.00
ASU Jonathan Martin ASU Ashley Thrasher		28 3 31 1	34 2 35 1	27 4 34 2	22 4 24 3	77.00 111.00 89.00 124.00	
FER Scholtens/Callen Ferris State	L AFF HBH FG LSUS L. Te	L Neg UCA AW LSUS Longs	L Neg LAC CC LSUS Sulli	L AFF LSS CR LAC Judge	L AFF LAC KM LSUS K. Gi	0-5	185.00 314.00
FER Cari Scholtens FER Sam Callen	35 3 36 2	31 4 36 2	32 2 27 4	30 3 28 4	27 4 32 2	93.00 155.00 96.00 159.00	
HBH Clardy/Holcomb Har Ber High	L Neg LSS CR LAC Judge	L AFF MUL HC LSUS Posey	L AFF UU HH LSUS Attaw	W Neg HSU FL LSUS Yi	L Neg LSS KC ASU M. Woo	1-4	190.00 314.00
HBH Emily Clardy HBH Ali Holcomb	32 3 31 4	23 4 26 3	35 3 33 4	29 2 30 1	37 4 38 3	96.00 156.00 94.00 158.00	
HBH Franco/Garr Har Ber High	W Neg FER SC LSUS L. Te	W AFF LSS KC LAC Judge	L Neg LSS LC LAC Judge	W AFF LAC KM LSUS Attaw	W Neg LAC CC LSUS S. Br	4-1	207.00 329.00
HBH Allen Franco HBH Dillon Garr	33 4 37 1	24 3 26 1	33 3 36 1	37 1 35 2	36 1 32 3	102.00 163.00 103.00 166.00	3rd Seed
HBH Ramoly/Heim Har Ber High	L AFF HSU FL LSUS Cosby	L Neg UAMBT LSUS Brady	L AFF ASU MT LSUS M. Br	W Neg UU HH LSUS L. Gi	W Neg ASU GH LSUS K. Ke	2-3	207.00 340.00
HBH Laurelyn Ramoly HBH Tanner Heim	33 2 29 3	36 2 35 4	31 3 28 4	35 3 39 1	38 1 36 4	104.00 173.00 7th Spkr 100.00 167.00	
HSU Freeman/Loy Henderson State	W Neg HBH RH LSUS Cosby	W AFF ASU GF LSUS M Ste	L Neg UCA AW LSUS Brady	L AFF HBH CH LSUS Yi	W Neg MUL HC LSUS L. Gi	3-2	197.00 317.00
HSU Chad Freeman HSU Taylor Loy	34 1 27 4	34 2 34 1	34 2 34 3	25 3 22 4	38 2 35 4	102.00 165.00 95.00 152.00	
LAC Carrillo/Carter Louisiana College	W AFF UCA AW LSUS Marai	L Neg UCA BG LSUS M. Br	W AFF FER SC LSUS Sulli	W Neg ASU MT LSUS K. Ke	L AFF HBH FG LSUS S. Br	3-2	192.00 322.00
LAC Jesus Carrillo LAC Dustin Carter	33 2 32 3	32 4 33 3	33 1 28 3	33 3 36 1	33 2 29 4	99.00 164.00 94.00 158.00	
LAC Dufour/Moncada Louisiana College	L Neg LSS KC HBH H. Ben	W AFF LSS LC HSU C. Hol	L Neg UAMRB LSUS L. Te	L AFF UU DR LSUS Marai	L Neg UCA AW LSUS H. Wh	1-4	201.00 331.00
LAC Andrew Dufour LAC Lucas Moncada	27 4 28 3	38 1 36 2	34 4 35 3	30 3 28 4	36 4 39 1	100.00 165.00 99.00 166.00	

Red River Classic -- Team IPDA Debate

LSU Shreveport

November 6-8, 2009

	ROUND 1	ROUND 2	ROUND 3	ROUND 4	ROUND 5		
LAC Kliewer/Veuleman Louisiana College	L AFF UU DR LSUS McTir	L Neg ASU GH LSUS L. Te	L AFF LSS KC UAM Pennin	L Neg HBH FG LSUS Attaw	W Neg FER SC LSUS K. Gl	1-4	189.00 322.00
LAC Travis Kliewer	29 3	37 2	31 4	30 4	30 3	91.00	157.00
LAC Zach Veuleman	29 4	38 1	33 2	31 3	34 1	98.00	165.00
LSUS Cash/Ryland LSU Shreveport	W AFF HBH CH LAC Judge	L Neg UAMRB HBH D. Pat	L AFF ASU GF HSU C. Hol	W Neg FER SC LAC Judge	W AFF ASU MT LAC Judge	3-2	203.00 330.00
LSUS Matt Cash	39 1	28 2	37 3	38 1	30 1	105.00	172.00 5th Spkr
LSUS Kate Ryland	38 2	22 4	31 4	38 2	29 2	98.00	158.00
LSUS Hudgens/McDearmont LSU Shreveport	L AFF UCA BG BPC Z. Dav	W Neg UU DR HBH S. Gro	L AFF UAMBT LAC Judge	L Neg MUL HC Union E. W	L Neg UAMRB HSU C. Hol	1-4	186.00 311.00
LSUS Nicole Hudgens	29 3	40 1	24 3	28 4	35 3	92.00	156.00
LSUS Justin McDearmont	30 2	39 2	22 4	30 3	34 4	94.00	155.00
LSUS Kay/Candler LSU Shreveport	W AFF LAC DM HBH H. Ben	L Neg HBH FG LAC Judge	W Neg LAC KM UAM Pennin	L AFF ASU GH UCA M. Low	W AFF HBH CH ASU M. Woo	3-2	193.00 317.00
LSUS John Kay	32 1	20 4	35 1	35 2	40 1	102.00	162.00
LSUS Michael Candler	30 2	25 2	32 3	29 4	39 2	91.00	155.00
LSUS Lieberman/Candler LSU Shreveport	W Bye ASU MT LAC Judge	L Neg LAC DM HSU C. Hol	W AFF HBH FG LAC Judge	W Neg UAMBT HBH S. Gro	L AFF UU HH HBH H. Ben	3-2	196.75 333.75
LSUS Ali Lieberman	34.3 2.5	32 4	35 2	39 2	31 2	101.25	171.25
LSUS Deanna Candler	32.5 3	33 3	30 4	39 1	28 4	95.50	162.50
MULE Hale/Courteau University of Central Ar	L AFF ASU GH LSUS M. Br	W Neg HBH CH LSUS Posey	W Neg UU DR LSUS M Ste	W AFF LSSHM Union E. W	L AFF HSU FL LSUS L. Gl	3-2	203.00 334.00
UCA Ashley Hale	27 4	30 2	32 2	36 2	37 3	98.00	162.00
SFA Christine Courteau	27 3	35 1	32 1	38 1	40 1	105.00	172.00 6th Spkr
UAM Baron/Tucker UA Monticello	W Neg ASU GF LSUS Posey	W AFF HBH RH LSUS Brady	W Neg LSSHM LAC Judge	L AFF LSS LC HBH S. Gro	W AFF UU DR LSUS Yi	4-1	183.00 309.00
UAM Anna-Blace Baron	27 3	35 3	26 2	34 3	27 3	88.00	149.00
UAM Zach Tucker	37 1	38 1	27 1	26 4	32 1	96.00	160.00
UAM Reed/Brown UA Monticello	W Neg UU HH HBH S. Gro	W AFF LSS CR HBH D. Pat	W AFF LAC DM LSUS L. Te	W Neg UCA BG LSUS M Ste	W AFF LSSHM HSU C. Hol	5-0	210.00 341.00
UAM Tiffany Reed	34 3	24 3	36 2	31 3	37 2	101.00	162.00
UAM Chris Brown	38 1	31 1	39 1	32 2	39 1	109.00	179.00 2nd Spkr
UCA Acklin/Welk University of Central Ar	L Neg LAC CC LSUS Marai	W AFF FER SC LSUS Longs	W AFF HSU FL LSUS Brady	L Neg ASU GF LSUS K. Gl	W AFF LAC DM LSUS H. Wh	3-2	204.00 340.00
UCA Clermon Acklin	33 1	37 1	33 4	33 2	37 3	103.00	173.00
UCA Kristen Welk	31 4	34 3	36 1	28 4	38 2	101.00	167.00
UCA Bailey/Garner University of Central Ar	W Neg LSSHM BPC Z. Dav	W AFF LAC CC LSUS M. Br	L Neg ASU GH LSUS Marai	L AFF UAMRB LSUS M Ste	W Bye ASU GF LSUS E. Wo	3-2	201.00 340.00
UCA Whitney Bailey	37 1	40 1	34 4	29 4	35 2.5	106.00	175.00 3rd Spkr
UCA Jerry Garner	27 4	37 2	35 3	33 1	33 2.5	101.00	165.00

Red River Classic -- Team IPDA Debate
LSU Shreveport
November 6-8, 2009

	ROUND 1	ROUND 2	ROUND 3	ROUND 4	ROUND 5		
Union Davis/Roberts Union University	W Neg LAC KM LSUS MeTir	L AFF LSSHM HBH S. Gro	L AFF MUL HC LSUS M Ste	W Neg LAC DM LSUS Marai	L Neg UAMBT LSUS Yi	2-3	188.00 314.00
Union Betsy Davis	37 2	28 3	31 3	36 1	28 2	95.00	160.00
Union Andrew Roberts	38 1	31 4	30 4	32 2	23 4	93.00	154.00
Union Haynes/Hogg Union University	L AFF UAMRB HBH S. Gro	L Neg ASU MT LSUS K. GI	W Neg HBH CH LSUS Attaw	L AFF HBH RH LSUS L. GI	W Neg LSS LC HBH H. Ben	2-3	198.00 328.00
Union Nicole Haynes	35 2	30 2	38 1	38 2	32 1	105.00	173.00 4th Splr
Union Bethany Hogg	35 4	26 4	36 2	28 4	30 3	93.00	155.00