


Eddy Shell Invitational

Bossier Parish CC

Feb. 22-24, 2013

Division: NOVICE



Eddy Shell Invitational -- NOVICE

Bossier Parish CC

Feb. 22-24, 2013

	RD 1	RD 2	RD 3	RD 4	RD 5	RD 6	RD 7		
ATU Hanna Arkansas Tech ATU Katrina Hanna	L AFF LSS CJ COM Welch 35	W Neg LSA RA SFA Tharp 35	W AFF LC XE HAR Holt 36	L Neg LC DC LSS Marsha 31	W AFF HSU RR BPC Shaw 36	L Neg NAF UE UU Nora 39	W AFF NAF ST BPC 2 33	4-3 Seed 23	245.00 175.00 175.00 245.00 16th Spkr
ATU Middleton Arkansas Tech ATU John Middleton	W Neg NAF AO HSU Davis 34	L AFF NAF AM UU Morgan 31	W Neg NAF ST LSS R Burn 35	L AFF HSU KJ HAR Holt 30	L Neg LSS AW UTK Hinton 29	W AFF ETB AO LSS Allgoo 31	L AFF SHS KTA UAM Montgo 30	3-4 156.00 220.00	220.00 156.00 156.00 220.00
COM Burdick College of Mainland COM Samantha Burdick	L AFF UU CW BPC Hendri 28	L Neg HSU PT BPC Agarwa 31	L Neg SFA EC ATU L-Bake 30	L AFF HSU KBe UAM Rogers 30	L Neg TAM AS LC PreJean 33	L AFF UU BE BPC Shaw 34	L AFF HSU MB LSS Allgoo 28	0-7 152.00 214.00	214.00 152.00 152.00 214.00
COM Carter College of Mainland COM Andrew Carter	L AFF LSS MS HAR Holt 34	L Neg UU DL HSU Johnso 30	W Neg HSU SL UU Riley 28	L AFF UTK NI LSS Searin 27	W Neg HSU FR LC LaFleur 36	W AFF LC JB NAF Yeoman 34	W AFF ETB KA LSA Brunh 36	4-3 162.00 225.00	225.00 162.00 162.00 225.00
COM Clark College of Mainland COM Taryn Clark	L Neg TUL SM UU Riley 29	W AFF LTU MC UU Nora 39	W AFF UU DL BPC Hill 40	W Neg LSARA BPC 1 39	L Neg UTK NI UU Hack 40	L AFF UAM EW HAR Holt 37	L AFF NAF AM LSS Martin 30	3-4 185.00 254.00 2nd Spkr	254.00 185.00 185.00 254.00 2nd Spkr
COM DeVasier College of Mainland COM Kyle DeVasier	L AFF HSU PT UU Morgan 29	L Neg TAM OC BPC Hinze 32	W AFF LTU MC ETB Duncom 27	L Neg LSS MS TUL Parker 32	L AFF UAM AD LC McCall 27	L Neg HSU MB NAF Meyers 35	L AFF HSU KJ ATU L-Bake 23	1-6 147.00 205.00	205.00 147.00 147.00 205.00
COM Spino-Chantre College of Mainland COM Karmyn Spino-Chantre	L AFF ETB KA NAF Yeoman 26	W Neg TUL SW UTK Hinton 33	L AFF NAF UE UU Hack 30	W Neg ETB AO NAF Meyers 35	W AFF UU DP ATU L-Bake 31	L Neg LC AL SFA Oreson 35	L Neg UAM EW LSS Marsha 26	3-4 155.00 216.00	216.00 155.00 155.00 216.00
ETB Adcock East Texas Baptist ETB Kenny Adcock	W Neg COM SC NAF Yeoman 34	L AFF UTK DM TUL Baumgt 33	W AFF UTK TO COM Welch 29	L Neg LC GG UU Riley 27	L Neg UTK CT UAM Montgo 29	L AFF NAF ST ATU L-Bake 28	L Neg COM AC LSA Brunh 31	2-5 150.00 211.00	211.00 150.00 150.00 211.00
ETB Miller East Texas Baptist ETB Austin Miller	W Neg HSU AS SFA Oreson 37	L AFF LC GG BPC 1 26	L Neg LSS CC LC Constan 31	L AFF HSU PT BPC - Bree 31	W Neg TAM LH LSS Martin 32	W AFF UAM AW SFA Garcia 30	W Neg NAF UE LC Bruno 33	4-3 157.00 220.00	220.00 157.00 157.00 220.00
ETB Oswalt East Texas Baptist ETB Amanda Oswalt	L AFF NAF ST LSS Marsha 31	W Neg NAF MB SFA Garcia 31	W Neg HSU AS BPC 2 34	L AFF COM SC NAF Meyers 33	W AFF LC GG SFA Oreson 33	L Neg ATU JM LSS Allgoo 30	W Neg HSU OD LSS Colema 34	4-3 162.00 226.00	226.00 162.00 162.00 226.00
HSU Bell Henderson State HSU Kyra Bell	W Bye BPC 2 32.8	W AFF TAM AS LC Constan 34	W AFF TAM LC BPC Banks 35	W Neg COM SB UAM Rogers 31	L Neg UU PN LC Bruno 34	L AFF LSS CC BPC 2 30	W Neg UU DK SFA Oreson 33	5-2 19th Seed	229.83 164.83 164.83 229.83
HSU Brown Henderson State HSU Mariah Brown	L AFF NAF KG UU Nora 34	L Neg NAF KC LC PreJean 34	L AFF LSA GR UTK Hinton 30	L Neg LC AL BPC Agarwa 33	L Neg MC JK SFA Garcia 30	W AFF COM KD NAF Meyers 36	W Neg COM SB LSS Allgoo 31	2-5 162.00 228.00	228.00 162.00 162.00 228.00

Eddy Shell Invitational -- NOVICE

Bossier Parish CC

Feb. 22-24, 2013

	RD 1	RD 2	RD 3	RD 4	RD 5	RD 6	RD 7		
HSU Byers Henderson State	W AFF TUL TD LSS L Burr	W Neg LC AL LSS Griggs	L AFF UTK BC LC Bruno	W Neg UAM BT LSS Martin	W AFF TAM SH TUL Baumgt	L Neg UTK DM TUL Parker	W Neg LC DC NAF Yeoman	5-2	236.00 165.00
HSU Kyle Byers	32	31	35	34	40	32	32	18th Seed	165.00 236.00
HSU Dunn Henderson State	W Neg TAM AS BPC 6	W AFF LTU HV NAF Meyers	W Neg UAM AD COM M-Welc	L AFF NAF KC UU Morgan	L AFF NAF AM LC Constan	W Neg UU AG LTU York	L AFF ETB AO LSS Colema	4-3	227.00 169.00
HSU Olandera Dunn	34	34	34	19	39	34	33		169.00 227.00
HSU Dutton Henderson State	W Neg SFA EC LC LaFleur	W AFF UU DP NAF Yeoman	L Neg NAF AM UAM Montgo	L AFF TAM SH UU Hack	L Neg UU BH BPC Shaw	W AFF UTK CT LSS Searin	W AFF NAF MB LC Constan	4-3	240.00 172.00
HSU Zack Dutton	32	34	30	35	34	38	37	Seed 28	172.00 240.00 24th Spkr
HSU Jackson Henderson State	L AFF UU BH BPC Hopkin	L Neg LSS AW LC McCall	L AFF SFA LC LSS Colema	W Neg ATU JM HAR Holt	L AFF TUL TD COM Welch	L Neg UAM BT UU Hack	W Neg COM KD ATU L-Bake	2-5	216.00 152.00
HSU Kelsey Jackson	36	29	34	26	26	38	27		152.00 216.00
HSU Light Henderson State	W Neg LSS ZC UAM Rogers	L AFF NAF AO BPC Banks	L AFF COM AC UU Riley	W Neg LTU MC BPC Shaw	W Neg UAM AW BPC 1	W AFF SFA EC LSA Brunh	W AFF LSS DB ATU Jenkin	5-2	244.00 178.00
HSU Shane Light	33	36	27	36	37	36	39	13th Seed	178.00 244.00 12th Spkr
HSU Rogers Henderson State	L Neg UTK NI TUL Parker	W AFF LSA GR BPC - Bree	W AFF UU PN LSS L Burr	W Neg UTK TO LC McCall	L Neg ATU KH BPC Shaw	L AFF LC BB LSS Marsha	W AFF TAM SH ETB Duncom	4-3	240.00 175.00
HSU Ryan Rogers	35	35	35	25	35	35	40	Seed 27	175.00 240.00 19th Spkr
HSU Ross Henderson State	L Neg UAM EW BPC 4	L AFF LC DC LSS K Smit	W Neg LSS DB NAF Yeoman	L AFF LSS CJ LC PreJean	L AFF COM AC LC LaFleur	W Neg NAF MB BPC 2	W Neg TAM AS SFA Tharp	3-4	223.00 160.00
HSU Felicia Ross	30	27	36	36	30	36	28		160.00 223.00
HSU Smith Henderson State	L AFF ETB AM SFA Oreson	W Neg UTK CT COM M-Welc	L AFF ETB AO BPC 2	L Neg UU AG SFA Tharp	L AFF UAM BT LSS Bowers	L Neg LTU MC LC PreJean	L AFF MC JK BPC 1	1-6	233.00 167.00
HSU Anissa Smith	32	34	33	32	29	36	37		167.00 233.00
HSU Turner Henderson State	W Neg COM KD UU Morgan	W AFF COM SB BPC Agarwa	W AFF LC GG BPC - Bree	W Neg ETB AM BPC - Bree	L AFF SFA LC UU Nora	W Neg LSS MS LC Bruno	L AFF LSS AW LTU York	5-2	239.00 171.00
HSU Phil Turner	35	38	32	32	34	38	30	15th Seed	171.00 239.00
LC Barton Louisiana College	W AFF LSS AW BPC Hinze	W Neg NAF ST COM Welch	W Neg LSS ZC HSU Johnso	L AFF NAF KG LSS Bowers	W AFF TUL SM HAR Holt	W Neg HSU RR LSS Marsha	L Neg LSS CJ COM M-Welc	5-2	251.00 180.00
LC Bryar Barton	38	39	36	32	36	35	35	8th Seed	180.00 251.00 6th Spkr
LC Brister Louisiana College	L AFF TUL SW HSU Johnso	W Neg TAM LH LSS Marsha	W Neg LTU HV BPC 5	L AFF UU CW COM M-Welc	L AFF NAF KC SFA Tharp	L Neg COM AC NAF Yeoman	W AFF TAM LC UU Nora	3-4	205.00 149.00
LC Jeremy Brister	25	30	22	30	32	32	34		149.00 205.00
LC Crandall Louisiana College	L AFF SFA LC BPC 2	W Neg HSU FR LSS K Smit	W Neg UU BE LSA Brunh	W AFF ATU KH LSS Marsha	W Neg TAM AR UU Riley	W AFF LSS DB UAM Montgo	L AFF HSU KBy NAF Yeoman	5-2	236.00 168.00
LC Danielle Crandall	37	33	35	33	32	31	35	17th Seed	168.00 236.00

Eddy Shell Invitational -- NOVICE

Bossier Parish CC

Feb. 22-24, 2013

	RD 1	RD 2	RD 3	RD 4	RD 5	RD 6	RD 7		
LC Ellis Louisiana College	L AFF TAM LH BPC 5	L Neg UU PN SFA Oreson	L Neg ATU KH HAR Holt	L AFF LSS CC ATU Jenkin	L AFF LTU MC HSU Davis	W Neg LSS ZC ETB Duncom	W AFF LSA RA UU Hack	2-5	226.00 159.00
LC Xavier Ellis	34	28	31	27	30	40	36	159.00	226.00
LC Guild Louisiana College	W AFF NAF KC BPC Agarwa	W Neg ETB AM BPC 1	L Neg HSU PT BPC - Bree	W AFF ETB KA UU Riley	L Neg ETB AO SFA Oreson	L AFF LSS CJ HSU Davis	L AFF UTK CT BPC Shaw	3-4	228.00 163.00
LC George Guild	35	31	30	36	31	36	29	163.00	228.00
LC Lindberg Louisiana College	L Neg UU AG LSA Brunh	L AFF HSU KBy LSS Griggs	W Neg SHS KTA LTU York	W AFF HSU MB BPC Agarwa	L Neg NAF ST HSU Johnso	W AFF COM SC SFA Oreson	L Neg UAM AD SFA Garcia	3-4	242.00 172.00
LC Ali Lindberg	33	35	33	37	34	35	35	172.00	242.00 23rd Spkr
LSA Anderson LSU Alexandria	L Neg NAF AM LSS K Smit	L AFF ATU KH SFA Tharp	L Neg UU CW LC McCall	L AFF COM TC BPC 1	L Neg SHS KTA LSS Colema	L AFF MC JK COM Welch	L Neg LC XE UU Hack	0-7	165.00 114.00
LSA Rebecca Anderson	23	27	21	35	23	20	16	114.00	165.00
LSA Rueda LSU Alexandria	L AFF UU PN ATU Jenkin	L Neg HSU RR BPC - Bree	W Neg HSU MB UTK Hinton	L AFF UU DK LC LaFleur	L Neg UTK TO LSS K Smit	L AFF TAM AS LC McCall	L AFF LSS ZC BPC D-Barr	1-6	193.00 139.00
LSA Giovanni Rueda	27	30	29	27	26	23	31	139.00	193.00
LSS Batiste LSU Shreveport	W AFF UU BE COM M-Welc	W Neg TAM LC ETB Duncom	L AFF HSU FR NAF Yeoman	W Neg UU PN COM Welch	L AFF UTK DM BPC 2	L Neg LC DC UAM Montgo	L Neg HSU SL ATU Jenkin	3-4	238.00 170.00
LSS Daisha Batiste	35	40	28	30	36	31	38	170.00	238.00
LSS Carscadden LSU Shreveport	L AFF HSU SL UAM Rogers	L Neg UU CW LSA Brunh	L AFF LC BB HSU Johnso	L Neg UTK BC SFA Garcia	L Neg UU BE NAF Yeoman	L AFF LC XE ETB Duncom	W Neg LSA GR BPC D-Barr	1-6	232.00 166.00
LSS Zach Carscadden	30	35	35	26	31	40	35	166.00	232.00
LSS Coleman LSU Shreveport	L AFF UAM BT ATU L-Bake	W Neg MC JK HSU Davis	W AFF ETB AM LC Constan	W Neg LC XE ATU Jenkin	L AFF UU AG BPC Agarwa	W Neg HSU KBe BPC 2	W Neg UU PN HSU Johnso	5-2	265.00 190.00
LSS Chynna Coleman	37	36	40	40	37	40	35	190.00	265.00 1st Spkr
LSS Juneau LSU Shreveport	W Neg ATU KH COM Welch	W AFF UAM EW ATU L-Bake	L AFF TUL SW BPC Hopkin	W Neg HSU FR LC PreJean	W AFF NAF AO LTU York	W Neg LC GG HSU Davis	W AFF LC BB COM M-Welc	6-1	253.00 179.00
LSS Chris Juneau	39	35	36	37	35	36	35	179.00	253.00 8th Spkr
LSS Snead LSU Shreveport	W Neg COM AC HAR Holt	W AFF SFA EC UU Hack	W Neg UTK DM UU Morgan	W AFF COM KD TUL Parker	L Neg UTK BC NAF Meyers	L AFF HSU PT LC Bruno	W Neg NAF KG UTK Hinton	5-2	244.00 172.00
LSS Madelyn Snead	32	40	32	34	35	36	35	172.00	244.00 22nd Spkr
LSS Wiseman LSU Shreveport	L Neg LC BB BPC Hinze	W AFF HSU KJ LC McCall	W AFF TAM LH BPC 1	W Neg TAM LC LC Bruno	W AFF ATU JM UTK Hinton	W Neg TUL SM BPC G-Barr	W Neg HSU PT LTU York	6-1	236.00 171.00
LSS Austin Wiseman	36	28	35	37	31	37	32	171.00	236.00
LTU Clark Louisiana Tech	L Neg UTK CT BPC Hill	L Neg COM TC UU Nora	L Neg COM KD ETB Duncom	L AFF HSU SL BPC Shaw	W Neg LC XE HSU Davis	W AFF HSU AS LC PreJean	L AFF UU DP BPC 2	2-5	227.00 162.00
LTU Miranda Clark	27	35	29	30	31	37	38	162.00	227.00

Eddy Shell Invitational -- NOVICE

Bossier Parish CC

Feb. 22-24, 2013

	RD 1	RD 2	RD 3	RD 4	RD 5	RD 6	RD 7		
LTU Vincent Louisiana Tech	W Bye	L Neg HSU OD NAF Meyers	L AFF LC JB BPC 5	W Neg TAM LH BPC 1	L AFF TAM LC UAM Rogers	L Neg TAM OC UU Riley	L Neg UTK TO HSU Davis	2-5	222.83 159.83
LTU Hannah Vincent	31.8	32	25	38	31	30	35	159.83	222.83
MC Kucia Mississippi College	L Neg UAM AD UTK Hinton	L AFF LSS CC HSU Davis	L Neg TAM SH UAM Rogers	L AFF NAF AM ETB Duncom	W AFF HSU MB SFA Garcia	W Neg LSA RA COM Welch	W Neg HSU AS BPC 1	3-4	221.00 157.00
MC Jay Kucia	32	32	30	33	27	30	37	157.00	221.00
NAF Briseno Northwest Ark Forensics	W Neg UU DP LSS Colema	L AFF ETB AO SFA Garcia	L Neg UU DK ATU Jenkin	L AFF SHS KTA UTK Hinton	W Neg SFA EC BPC 3	L AFF HSU FR BPC 2	L Neg HSU ZD LC Constan	2-5	227.00 162.00
NAF Maggie Briseno	35	28	31	31	37	31	34	162.00	227.00
NAF Campbell Northwest Ark Forensics	L Neg LC GG BPC Agarwa	W AFF HSU MB LC PreJean	L AFF UTK CT HSU Davis	W Neg HSU OD UU Morgan	W Neg LC JB SFA Tharp	W AFF UTK TO LC LaFleur	W Neg UU DL COM Welch	5-2	248.00 177.00
NAF Katherine Campbell	33	38	38	37	33	36	33	177.00	248.00 14th Spkr
NAF England Northwest Ark Forensics	W AFF TAM LC LC PreJean	L Neg UU BH LC LaFleur	W Neg COM SC UU Hack	L AFF TUL SM BPC 1	L Neg UU DK LSA Brunh	W AFF ATU KH UU Nora	L AFF ETB AM LC Bruno	3-4	228.00 161.00
NAF Uniqia England	36	32	30	27	31	40	32	161.00	228.00
NAF Gales Northwest Ark Forensics	W Neg HSU MB UU Nora	W AFF UTK NI BPC Hendri	W AFF TAM OC TUL Baumgt	W Neg LC BB LSS Bowers	L Neg UU CW LSS Marsha	L AFF UTK BC UU Morgan	L AFF LSS MS UTK Hinton	4-3	249.00 178.00
NAF Kerim Gales	36	37	36	35	35	34	36	178.00	249.00 11th Spkr
NAF Mayes Northwest Ark Forensics	W AFF LSA RA LSS K Smit	W Neg ATU JM UU Morgan	W AFF HSU ZD UAM Montgo	W Neg MC JK ETB Duncom	W Neg HSU OD LC Constan	L AFF UU CW ATU Jenkin	W Neg COM TC LSS Martin	6-1	231.00 166.00
NAF Ashlynn Mayes	27	34	30	37	36	38	29	166.00	231.00
NAF Orepeza Northwest Ark Forensics	L AFF ATU JM HSU Davis	W Neg HSU SL BPC Banks	W AFF UAM AW UU Nora	W Neg SFA LC UAM Montgo	L Neg LSS CJ LTU York	W AFF UU DK BPC 1	L AFF UTK NI UU Riley	4-3	244.00 175.00
NAF Alex Orepeza	34	38	39	31	34	38	30	175.00	244.00 17th Spkr
NAF Tate Northwest Ark Forensics	W Neg ETB AO LSS Marsha	L AFF LC BB COM Welch	L AFF ATU JM LSS R Burn	W Neg UU DP LSA Brunh	W AFF LC AL HSU Johnso	W Neg ETB KA ATU L-Bake	L Neg ATU KH BPC 2	4-3	238.00 172.00
NAF Stephen Tate	35	28	37	38	35	30	35	172.00	238.00 25th Spkr
SFA Campos Stephen F. Austin	L AFF HSU ZD LC LaFleur	L Neg LSS MS UU Hack	W AFF COM SB ATU L-Bake	W Neg UAM AW TUL Baumgt	L AFF NAF MB BPC 3	L Neg HSU SL LSA Brunh	L Neg UAM BT TUL Parker	2-5	222.00 159.00
SFA Erik Campos	31	32	31	35	35	30	28	159.00	222.00
SFA Carter Stephen F. Austin	W Neg LC DC BPC 2	W AFF UU DK TUL Parker	W Neg HSU KJ LSS Colema	L AFF NAF AO UAM Montgo	W Neg HSU PT UU Nora	L AFF TAM AR LC Constan	W Neg TUL SM UAM Rogers	5-2	236.00 170.00
SFA LaTara Carter	36	36	32	30	35	36	31	170.00	236.00
SHS Turnpaugh Sam Houston State	L Neg UU DK SFA Garcia	L AFF UAM AW UU Riley	L AFF LC AL LTU York	W Neg NAF MB UTK Hinton	W AFF LSA RA LSS Colema	L Neg TUL TD SFA Tharp	W Neg ATU JM UAM Montgo	3-4	220.00 162.00
SHS Cassidy Turnpaugh	32	20	31	37	38	31	31	162.00	220.00

Eddy Shell Invitational -- NOVICE

Bossier Parish CC

Feb. 22-24, 2013

	RD 1	RD 2	RD 3	RD 4	RD 5	RD 6	RD 7		
TAM L.Cortez Texas A & M Int'l	L Neg NAF UE LC PreJan	L AFF LSS DB ETB Duncom	L Neg HSU KBe BPC Banks	L AFF LSS AW LC Bruno	W Neg LTU HV UAM Rogers	L AFF UU DL COM M-Welc	L Neg LC JB UU Nora	1-6	237.00 169.00
TAM Leslie Cortez	35	36	35	32	33	34	32	169.00	237.00
TAM L.Hernandez Texas A & M Int'l	W Neg LC XE BPC 5	L AFF LC JB LSS Marsha	L Neg LSS AW BPC 1	L AFF LTU HV BPC 1	L AFF ETB AM LSS Martin	L Neg UU DP BPC D-Barr	L AFF UAM AW HAR Holt	1-6	218.00 154.00
TAM Luis Hernandez	38	26	30	37	31	26	30	154.00	218.00
TAM O.Cortez Texas A & M Int'l	W Neg UAM AW LC Bruno	W AFF COM KD BPC Hinze	L Neg NAF KG TUL Baumgt	L AFF UU BE LSS Allgoo	L Neg UU DL ATU Jenkin	W AFF LTU HV UU Riley	W AFF TUL SW UU Morgan	4-3	241.00 171.00
TAM Oscar Cortez	38	40	30	31	37	32	33	171.00	241.00
TAM Rodriguez Texas A & M Int'l	L AFF UU DL TUL Baumgt	W Neg UU BE LTU York	W AFF TUL TD SFA Oreson	W Neg UTK CT NAF Yeoman	L AFF LC DC UU Riley	W Neg SFA LC LC Constan	W AFF UU BH NAF Meyers	5-2	250.00 181.00
TAM Amanda Rodriguez	35	35	34	38	30	39	39	181.00	250.00
TAM S.Hernandez Texas A & M Int'l	L Neg UTK DM NAF Meyers	W AFF UAM AD LSS L Burr	W AFF MC JK UAM Rogers	W Neg HSU ZD UU Hack	L Neg HSU KBy TUL Baumgt	L AFF UTK NI BPC 1	L Neg HSU RR ETB Duncom	3-4	246.00 176.00
TAM Stephen Hernandez	30	35	33	40	30	39	39	176.00	246.00
TAM Soliz Texas A & M Int'l	L AFF HSU OD BPC 6	L Neg HSU KBe LC Constan	L AFF UU DP TUL Parker	L Neg UAM EW HSU Johnso	W AFF COM SB LC PreJean	W Neg LSA GR LC McCall	L AFF HSU FR SFA Tharp	2-5	202.00 143.00
TAM Albert Soliz	30	32	27	29	35	24	25	143.00	202.00
TUL Decotis Tulane Univ	L Neg HSU KBy LSS L Burr	L AFF UU AG LSS R Burn	L Neg TAMAR SFA Oreson	W AFF UU BH LC Constan	W Neg HSU KJ COM Welch	W AFF SHS KTA SFA Tharp	W AFF UU BE LC LaFleur	4-3	237.00 169.00
TUL Tim Decotis	28	35	35	40	31	35	33	169.00	237.00
TUL Mansouri Tulane Univ	W AFF COM TC UU Riley	W Neg UTK TO ATU Jenkin	W AFF UAM BT SFA Tharp	W Neg NAF UE BPC 1	L Neg LC BB HAR Holt	L AFF LSS AW BPC G-Barr	L AFF SFA LC UAM Rogers	4-3	236.00 172.00
TUL Sina Mansouri	32	40	35	24	35	36	34	172.00	236.00
TUL Wright Tulane Univ	W Neg LC JB HSU Johnso	L AFF COM SC UTK Hinton	W Neg LSS CJ BPC Hopkin	L AFF UAM AD LSS Colema	W Neg UAM EW BPC Banks	L AFF UU BH UAM Rogers	L Neg TAM OC UU Morgan	3-4	218.00 156.00
TUL Susannah Wright	27	30	35	33	30	31	32	156.00	218.00
UAM Duff U of Ark - Monticello	W AFF MC JK UTK Hinton	L Neg TAM SH LSS L Burr	L AFF HSU OD COM M-Welc	W Neg TUL SW LSS Colema	W Neg COM KD LC McCall	L AFF UU PN LSS K Smit	W AFF LC AL SFA Garcia	4-3	209.00 148.00
UAM Anastasia Duff	31	26	30	31	27	29	35	148.00	209.00
UAM Taylor U of Ark - Monticello	W Neg LSS CC ATU L-Bake	L AFF UTK BC BPC 2	L Neg TUL SM SFA Tharp	L AFF HSU KBy LSS Martin	W Neg HSU AS LSS Bowers	W AFF HSU KJ UU Hack	W AFF SFA EC TUL Parker	4-3	233.00 165.00
UAM Breanna Taylor	38	30	30	33	31	37	34	165.00	233.00
UAM Weaver U of Ark - Monticello	W AFF HSU FR BPC 4	L Neg LSS CJ ATU L-Bake	W Neg UU BH LSS K Smit	W AFF TAM AS HSU Johnso	L AFF TUL SW BPC Banks	W Neg COM TC HAR Holt	W AFF COM SC LSS Marsha	5-2	221.00 161.00
UAM Eddie Weaver	32	33	25	30	35	35	31	161.00	221.00

Eddy Shell Invitational -- NOVICE

Bossier Parish CC

Feb. 22-24, 2013

	RD 1	RD 2	RD 3	RD 4	RD 5	RD 6	RD 7		
UAM Wright U of Ark - Monticello	L AFF TAM OC LC Bruno	W Neg SHS KTA UU Riley	L Neg NAF AO UU Nora	L AFF SFA EC TUL Baumgt	L AFF HSU SL BPC 1	L Neg ETB AM SFA Garcia	W Neg TAM LH HAR Holt	2-5	229.00 168.00
UAM April Wright	35	23	38	34	35	30	34	168.00	229.00
UTK Carpenter Univ of Tenn - Knoxville	W Bye UAM Montgo	W Neg UAM BT BPC 2	W Neg HSU KBy LC Bruno	W AFF LSS ZC SFA Garcia	W AFF LSS MS NAF Meyers	W Neg NAF KG UU Morgan	L Neg UU CW TUL Baumgt	6-1	252.00 182.00
UTK Brandon Carperter	36	40	38	30	36	38	34	182.00	252.00 3rd Spkr
UTK Indelicato Univ of Tenn - Knoxville	W AFF HSU RR TUL Parker	L Neg NAF KG BPC Hendri	W AFF UU AG LC PreJean	W Neg COM AC LSS Searin	W AFF COM TC UU Hack	W Neg TAM SH BPC 1	W Neg NAF AO UU Riley	6-1	244.00 175.00
UTK Nichole Indelicato	38	34	37	30	39	35	31	175.00	244.00 18th Spkr
UTK Monghi Univ of Tenn - Knoxville	W AFF TAM SH NAF Meyers	W Neg ETB KA TUL Baumgt	L AFF LSS MS UU Morgan	W Neg UU DL BPC - Bree	W Neg LSS DB BPC 2	W AFF HSU KBy TUL Parker	L AFF UU AG LC McCall	5-2	250.00 180.00
UTK David Monghi	35	35	30	40	40	37	33	180.00	250.00 7th Spkr
UTK Overton Univ of Tenn - Knoxville	W Bye SFA Tharp	L AFF TUL SM ATU Jenkin	L Neg ETB KA COM Welch	L AFF HSU RR LC McCall	W AFF LSA GR LSS K Smit	L Neg NAF KC LC LaFleur	W AFF LTU HV HSU Davis	3-4	204.16 145.16
UTK Tom Overton	29.2	37	25	22	28	28	35	145.16	204.16
UTK Thomas Univ of Tenn - Knoxville	W AFF LTU MC BPC Hill	L AFF HSU AS COM M-Welc	W Neg NAF KC HSU Davis	L AFF TAM AR NAF Yeoman	W AFF ETB KA UAM Montgo	L Neg HSU ZD LSS Searin	W Neg LC GG BPC Shaw	4-3	230.00 164.00
UTK Chris Turner	28	32	36	31	35	38	30	164.00	230.00
UU England Union Univ	L Neg LSS DB COM M-Welc	L AFF TAM AR LTU York	L AFF LC DC LSA Brunh	W Neg TAM OC LSS Allgoo	W AFF LSS ZC NAF Yeoman	W Neg COM SB BPC Shaw	L Neg TUL TD LC LaFleur	3-4	241.00 173.00
UU Bryanna England	30	34	36	34	37	38	32	173.00	241.00 20th Spkr
UU Goodman Union Univ	W AFF LC AL LSA Brunh	W Neg TUL TD LSS R Burn	L Neg UTK NI LC PreJean	W AFF HSU AS SFA Tharp	W Neg LSS CC BPC Agarwa	L AFF HSU OD LTU York	W Neg UTK DM LC McCall	5-2	250.00 178.00
UU Anna Goodman	36	40	36	33	36	37	32	178.00	250.00 10th Spkr
UU Hodges Union Univ	W Neg HSU KJ BPC Hopkin	W AFF NAF UE LC LaFleur	L AFF UAM EW LSS K Smit	L Neg TUL TD LC Constan	W AFF HSU ZD BPC Shaw	W Neg TUL SW UAM Rogers	L Neg TAM AR NAF Meyers	4-3	242.00 178.00
UU Blake Hodges	38	36	24	40	35	32	37	178.00	242.00 13th Spkr
UU Keylon Union Univ	W AFF SHS KTA SFA Garcia	L Neg SFA LC TUL Parker	W AFF NAF MB ATU Jenkin	W Neg LSA GR LC LaFleur	W AFF NAF UE LSA Brunh	L Neg NAF AO BPC 1	L AFF HSU KBe SFA Oreson	4-3	228.00 160.00
UU Daniel Keylon	34	30	33	30	38	30	33	160.00	228.00
UU Langley Union Univ	W Neg TAM AR TUL Baumgt	W AFF COM AC HSU Johnso	L Neg COM TC BPC Hill	L AFF UTK DM BPC - Bree	W AFF TAM OC ATU Jenkin	W Neg TAM LC COM M-Welc	L AFF NAF KC COM Welch	4-3	239.00 173.00
UU Daniel Langley	37	35	35	35	38	31	28	173.00	239.00 21st Spkr
UU Narapareddy Union Univ	W Neg LSA GR ATU Jenkin	W AFF LC XE SFA Oreson	L Neg HSU RR LSS L Burr	L AFF LSS DB COM Welch	W AFF HSU KBe LC Bruno	W Neg UAM AD LSS K Smit	L AFF LSS CC HSU Johnso	4-3	252.00 180.00
UU Priya Narapareddy	40	38	35	36	36	32	35	180.00	252.00 5th Spkr

Eddy Shell Invitational -- NOVICE

Bossier Parish CC

Feb. 22-24, 2013

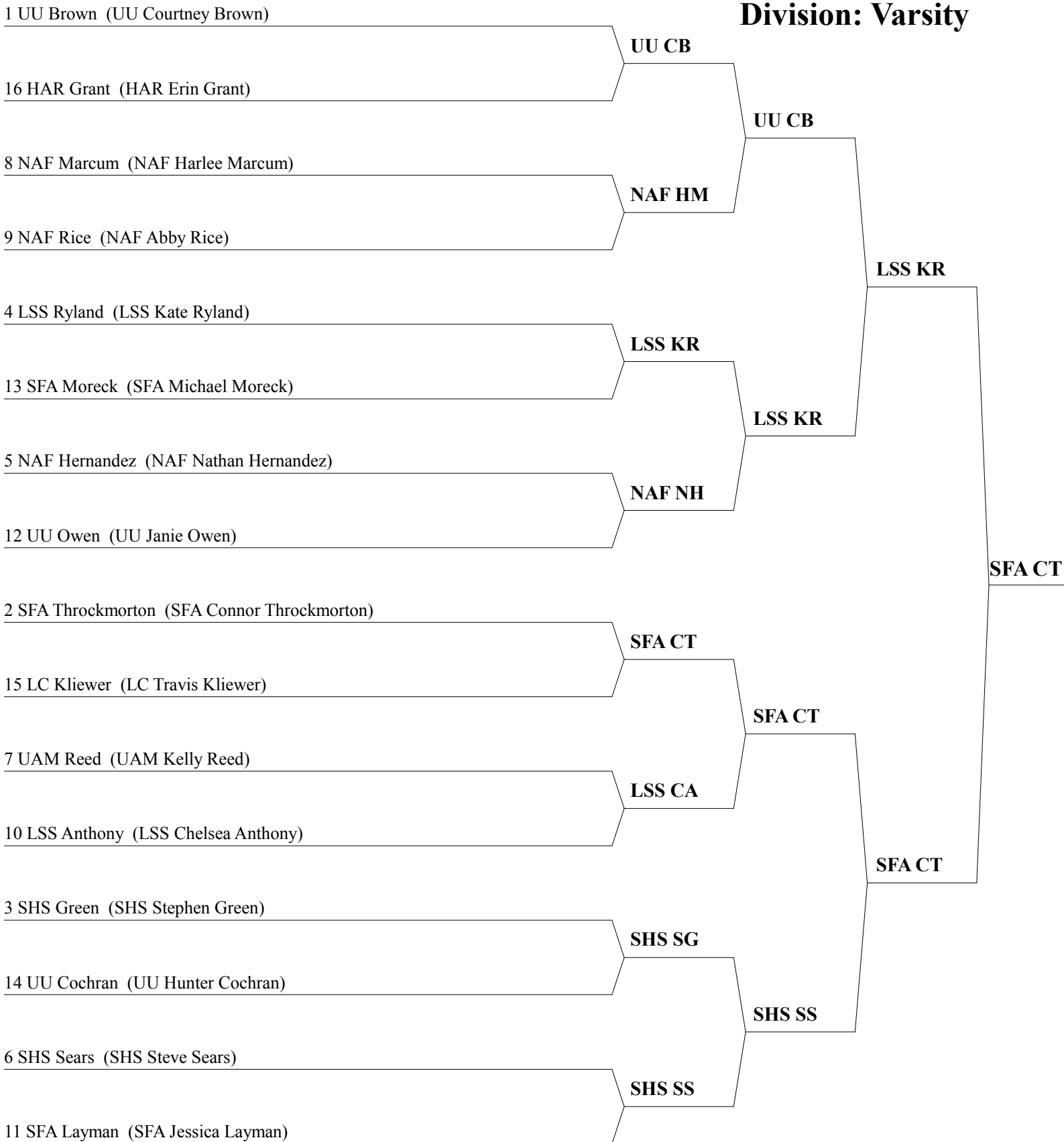
	RD 1	RD 2	RD 3	RD 4	RD 5	RD 6	RD 7		
UU Pierson Union Univ	L AFF NAF MB LSS Colema	L Neg HSU ZD NAF Yeoman	W Neg TAM AS TUL Parker	L AFF NAF ST LSA Brunh	L Neg COM SC ATU L-Bake	W AFF TAM LH BPC D-Barr	W Neg LTU MC BPC 2	3-4	227.00 161.00
UU Daniel Pierson	28	32	29	33	30	37	38	161.00	227.00
UU Winter Union Univ	W Neg COM SB BPC Hendri	W AFF LSS ZC LSA Brunh	W AFF LSA RA LC McCall	W Neg LC JB COM M-Welc	W AFF NAF KG LSS Marsha	W Neg NAF AM ATU Jenkin	W AFF UTK BC TUL Baumgt	7-0	250.00 179.00
UU Christian Winter	38	36	32	38	32	39	35	179.00	250.00 9th Spkr

Eddy Shell Invitational

Bossier Parish CC

Feb. 22-24, 2013

Division: Varsity



Eddy Shell Invitational -- Varsity

Bossier Parish CC

Feb. 22-24, 2013

	RD 1	RD 2	RD 3	RD 4	RD 5	RD 6	RD 7		
ATU George Arkansas Tech	L AFF UU LC BPC 5	L Neg SHS SS LC LaFleur	W AFF HAR DH BPC-Scrogg	W Neg TUL JW BPC 1	W Neg HAR KG LC Bruno	L AFF LC TK NAF Meyers	W AFF LC JC LSS Colema	4-3	249.00 176.00
ATU Annie George	34	35	34	39	37	36	34	176.00	249.00
ATU Plummer Arkansas Tech	L Neg UAM JH SFA Oreson	W AFF LC JC BPC 1	L AFF SFA MM LSS L Burr	L Neg LSS JT NAF Meyers	L Neg LC TK UAM Montgo	W AFF SHS SH UU Morgan	W AFF SFA AL HSU Davis	3-4	226.00 167.00
ATU Sarah Plummer	36	33	30	23	33	36	35	167.00	226.00
ATU Walls Arkansas Tech	L Neg SFA CL COM Welch	L AFF NAF LI LTU York	L AFF LSS CA LC Bruno	L Neg LC JB UTK Hinton	W AFF SFA AL LSS Marsha	W Neg NAF KM ETB Duncom	W Neg SFA LB BPC 1	3-4	246.00 175.00
ATU Cheyenne Walls	32	31	35	36	32	40	40	175.00	246.00
COM Hernandez College of Mainland	L Neg SFA MM BPC Agarwa	W AFF SHS SH SFA Oreson	L AFF SHS SG HSU Johnso	L Neg LC TK BPC - Bree	W Neg SFA LB UTK Hinton	L AFF LC JB HSU Davis	L Neg HAR KG LSS Marsha	2-5	236.00 169.00
COM Sonia Hernandez	34	34	30	37	30	35	36	169.00	236.00
COM Lara College of Mainland	L Neg UU JO HAR Holt	L AFF NAF HM UU Hack	L Neg HAR KG UAM Montgo	L AFF SFA JL LC Constan	W Bye	L AFF UAM KR LC Bruno	L Neg UU AP NAF Meyers	1-6	228.66 160.66
COM Bianca Lara	31	30	31	38	32.7	33	33	160.66	228.66
HAR Graham Harding Univ	L AFF SFA JL LSS K Smit	L Neg NAF NH BPC Hendri	W AFF COM BL UAM Montgo	W Neg TUL LT COM M-Welc	L AFF ATU AG LC Bruno	L Neg LTU TA LC McCall	W AFF COM SH LSS Marsha	3-4	243.00 173.00
HAR Calvin Graham	32	38	33	37	35	32	36	173.00	243.00
HAR Grant Harding Univ	W AFF LC JB BPC Hinze	L Neg SFA JL ETB Duncom	W Bye	W AFF SHS SH LC LaFleur	L Neg SFA CL BPC Agarwa	W AFF LC CH BPC 1	L AFF UAM KR BPC 2	4-3	269.50 192.50
HAR Erin Grant	40	40	38.5	38	38	38	37	192.50	269.50 2nd Spkr 16th Seed
HAR Hunter Harding Univ	L Neg SHS SH NAF Yeoman	W AFF UU JO LC PreJean	L Neg ATU AG BPC-Scrogg	L AFF UU LC UAM Montgo	L Neg UU CV LC Constan	W AFF SFA LB UU Nora	W AFF TUL LT SFA Oreson	3-4	248.00 178.00
HAR Daniel Hunter	32	37	35	31	36	39	38	178.00	248.00
LC Buzzetta Louisiana College	L Neg HAR EG BPC Hinze	L AFF LSS CC NAF Meyers	L Neg UU CB BPC 1	W AFF ATU CW UTK Hinton	W AFF SHS BD SFA Garcia	W Neg COM SH HSU Davis	L AFF UU CV LSS Allgoo	3-4	253.00 182.00
LC Joseph Buzzetta	38	31	32	40	40	36	36	182.00	253.00
LC Carillo Louisiana College	W AFF LSS JL BPC 6	L Neg ATU SP BPC 1	W Neg LSS KR BPC 4	L AFF UU JO LSS Bowers	W Neg TUL JW UU Nora	W AFF NAF LI TUL Parker	L Neg ATU AG LSS Colema	4-3	251.00 181.00
LC Jesus Carillo	35	30	40	34	38	38	36	181.00	251.00
LC Headrick Louisiana College	W Neg SHS BD TUL Parker	W AFF SFA AL LSS Colema	W AFF TUL ZS UTK Hinton	L Neg SFA MM BPC Shaw	W AFF UU CB HSU Davis	L Neg HAR EG BPC 1	L AFF SFA CT LSS Martin	4-3	258.00 185.00
LC Connor Headrick	39	38	35	34	38	36	38	185.00	258.00 12th Spkr
LC Klierer Louisiana College	L AFF NAF NH LSA Brunh	W Neg NAF KM LSS Marsha	L Neg NAF AR SFA Oreson	W AFF COM SH BPC - Bree	W AFF ATU SP UAM Montgo	W Neg ATU AG NAF Meyers	W Neg SFA CL TUL Baumgt	5-2	243.00 172.00
LC Travis Klierer	33	32	36	40	31	38	33	172.00	243.00 15th Seed

Eddy Shell Invitational -- Varsity

Bossier Parish CC

Feb. 22-24, 2013

	RD 1	RD 2	RD 3	RD 4	RD 5	RD 6	RD 7		
LC Ragas Louisiana College	L AFF SFA CT NAF Meyers	L Neg UU LC TUL Parker	W Neg LTU SH LSS Colema	W AFF NAF KM UAM Rogers	W Neg LSS JT ATU L-Bake	L AFF SFA CL COM M-Welc	L AFF SFA JL UU Nora	3-4	250.00 179.00
LC Bruce Ragas	37	38	35	33	36	32	39	179.00	250.00
LSS Anthony LSU Shreveport	W AFF LTU TA ATU Jenkin	W Neg UU CV BPC Agarwa	W Neg ATU CW LC Bruno	W Bye	L AFF SFA CT LC McCall	L Neg UU CB SFA Garcia	W AFF UU HC LTU York	5-2	254.33 183.33
LSS Chelsea Anthony	40	37	38	36.3	31	38	34	183.33	254.33 14th Spkr
LSS Corley LSU Shreveport	L AFF UU AP BPC Hopkin	W Neg LC JB NAF Meyers	W AFF SFA AL HAR Holt	W Neg UU CV LC Bruno	L AFF SHS SG SFA Oreson	L Neg NAF AR UU Hack	L AFF SFA MM UU Morgan	3-4	246.00 173.00
LSS Cody Corley	33	33	36	37	34	40	33	173.00	246.00
LSS Kemp LSU Shreveport	W Neg SFA AL TUL Baumgt	L AFF SFA CL BPC 2	W AFF SHS BD LTU York	W Neg NAF HM UU Morgan	W AFF UAM JH UU Hack	L Neg NAF NH BPC - Bree	L Neg UU CB UAM Montgo	4-3	256.00 183.00
LSS Elizabeth Kemp	37	36	36	36	40	38	33	183.00	256.00 16th Spkr
LSS Lawson LSU Shreveport	L Neg LC JC BPC 6	W Bye	W AFF UU CV ATU L-Bake	W Neg TUL ZS NAF Yeoman	W Neg SHS SH BPC 3	L AFF TUL JW UAM Montgo	L Neg SHS SG HAR Holt	4-3	228.66 161.66
LSS Joseph Lawson	30	32.7	35	37	34	30	30	161.66	228.66
LSS Ryland LSU Shreveport	W Neg UAM KR ATU L-Bake	W AFF SHS JV UU Riley	L AFF LC JC BPC 4	W Neg SFA AL UU Hack	W AFF NAF AR UAM Rogers	L Neg UU HC BPC 2	W Neg NAF NH COM M-Welc	5-2	271.00 195.00
LSS Kate Ryland	39	36	40	40	37	40	39	195.00	271.00 1st Spkr
LSS Thomas LSU Shreveport	L AFF SHS SS HSU Davis	L Neg LTU TA COM Welch	W Neg NAF LI UU Hack	W AFF ATU SP NAF Meyers	L AFF LC BR ATU L-Bake	L Neg NAF HM HAR Holt	L AFF LTU SH ETB Duncom	2-5	254.00 182.00
LSS Julie Thomas	38	32	40	34	38	34	38	182.00	254.00
LTU Avant Louisiana Tech	L Neg LSS CA ATU Jenkin	W AFF LSS JT COM Welch	W Neg UU AP ETB Duncom	L AFF MC AH TUL Parker	L Neg UU JO NAF Meyers	W AFF HAR KG LC McCall	W Neg TUL JW UAM Rogers	4-3	247.00 175.00
LTU Trey Avant	34	32	40	39	33	33	36	175.00	247.00
LTU Hathorn Louisiana Tech	W Neg NAF HM UTK Hinton	W AFF UAM JH SFA Tharp	L AFF LC BR LSS Colema	L Neg UU HC LC McCall	W AFF SFA MM UU Riley	L Neg SHS SG LSS Allgoo	W Neg LSS JT ETB Duncom	4-3	241.00 172.00
LTU Sam Hathorn	35	38	33	29	32	34	40	172.00	241.00
MC Hendry Mississippi College	L AFF NAF AR ETB Duncom	W Neg UU AP TUL Baumgt	W AFF TUL JW UU Morgan	W Neg LTU TA TUL Parker	L AFF NAF HM BPC 1	L Neg SFA MM UAM Rogers	L AFF SHS SS UU Hack	3-4	258.00 183.00
MC Alex Hendry	38	35	38	40	37	35	35	183.00	258.00 15th Spkr
NAF Hernandez Northwest Ark Forensics	W Neg LC TK LSA Brunh	W AFF HAR KG BPC Hendri	W Neg SFA LB TUL Parker	L AFF SHS SS SFA Garcia	W Neg SFA JL BPC Shaw	W AFF LSS EK BPC - Bree	L AFF LSS KR COM M-Welc	5-2	265.00 190.00
NAF Nathan Hernandez	35	39	40	38	37	40	36	190.00	265.00 4th Spkr
NAF Indorf Northwest Ark Forensics	W AFF UU HC BPC Hendri	W Neg ATU CW LTU York	L AFF LSS JT UU Hack	L Neg UAM KR UU Riley	W AFF UU LC LSS Searin	L Neg LC JC TUL Parker	W Neg UAM JH LC Bruno	4-3	259.00 192.00
NAF Lucas Indorf	40	37	39	27	40	37	39	192.00	259.00 3rd Spkr

Eddy Shell Invitational -- Varsity

Bossier Parish CC

Feb. 22-24, 2013

	RD 1	RD 2	RD 3	RD 4	RD 5	RD 6	RD 7		
NAF Mangham Northwest Ark Forensics	L Neg TUL JW BPC 4	L AFF LC TK LSS Marsha	L AFF UU HC LSA Brunh	L Neg LC BR UAM Rogers	W Neg TUL LT BPC 2	L AFF ATU CW ETB Duncom	L Neg SHS BD LC LaFleur	1-6	253.00 179.00
NAF Kate Mangham	36	36	34	35	40	38	34	179.00	253.00
NAF Marcum Northwest Ark Forensics	L AFF LTU SH UTK Hinton	W Neg COM BL UU Hack	W Neg SHS SS UAM Rogers	L AFF LSS EK UU Morgan	W Neg MC AH BPC 1	W AFF LSS JT HAR Holt	W Neg UU LC HSU Johnso	5-2	257.00 188.00
NAF Harlee Marcum	37	40	35	29	40	38	38	188.00	257.00 7th Spkr
NAF Rice Northwest Ark Forensics	W Neg MC AH ETB Duncom	W AFF UAM KR HSU Johnso	W AFF LC TK SFA Oreson	W Neg SHS JV BPC-Scrogg	L Neg LSS KR UAM Rogers	W AFF LSS CC UU Hack	L Neg UU JO UTK Hinton	5-2	257.00 185.00
NAF Abby Rice	40	35	36	32	36	40	38	185.00	257.00 13th Spkr
SFA Beshears Stephen F. Austin	L Neg UU CB LC Bruno	W AFF SHS BD LC Constan	L AFF NAF NH TUL Parker	L Neg UAM JH LSS Searin	L AFF COM SH UTK Hinton	L Neg HAR DH UU Nora	L AFF ATU CW BPC 1	1-6	228.00 162.00
SFA Lori Beshears	32	36	30	31	28	33	38	162.00	228.00
SFA Langham Stephen F. Austin	W AFF ATU CW COM Welch	W Neg LSS EK BPC 2	L AFF UAM KR LSS R Burn	L Neg SHS BD BPC 6	W AFF HAR EG BPC Agarwa	W Neg LC BR COM M-Welc	L AFF LC TK TUL Baumgt	4-3	242.00 173.00
SFA Carrie Langham	34	37	37	32	34	36	32	173.00	242.00
SFA Layman Stephen F. Austin	W Neg HAR KG LSS K Smit	W AFF HAR EG ETB Duncom	W AFF TUL LT LC PreJean	W Neg COM BL LC Constan	L AFF NAF NH BPC Shaw	L Neg UAM JH LTU York	W Neg LC BR UU Nora	5-2	253.00 182.00
SFA Jessica Layman	35	40	38	36	31	33	40	182.00	253.00
SFA Lopez Stephen F. Austin	L AFF LSS EK TUL Baumgt	L Neg LC CH LSS Colema	L Neg LSS CC HAR Holt	L AFF LSS KR UU Hack	L Neg ATU CW LSS Marsha	L AFF SHS JV NAF Yeoman	L Neg ATU SP HSU Davis	0-7	229.00 165.00
SFA Ashley Lopez	34	30	33	35	29	33	35	165.00	229.00
SFA Moreck Stephen F. Austin	W AFF COM SH BPC Agarwa	L Neg UU HC HSU Davis	W Neg ATU SP LSS L Burr	W AFF LC CH BPC Shaw	L Neg LTU SH UU Riley	W AFF MC AH UAM Rogers	W Neg LSS CC UU Morgan	5-2	246.00 177.00
SFA Michael Moreck	37	36	33	36	32	36	36	177.00	246.00
SFA Throckmorton Stephen F. Austin	W Neg LC BR NAF Meyers	W AFF TUL ZS LSS R Burn	W Neg SHS SH LC Constan	L AFF UU CB HAR Holt	W Neg LSS CA LC McCall	W AFF UU JO LC LaFleur	W Neg LC CH LSS Martin	6-1	253.00 183.00
SFA Connor Throckmorton	38	40	40	34	34	37	30	183.00	253.00
SHS Dotson Sam Houston State	L AFF LC CH TUL Parker	L Neg SFA LB LC Constan	L Neg LSS EK LTU York	W AFF SFA CL BPC 6	L Neg LC JB SFA Garcia	W AFF UU CV SFA Oreson	W AFF NAF KM LC LaFleur	3-4	252.00 180.00
SHS Brandon Dotson	37	36	32	34	40	35	38	180.00	252.00
SHS Green Sam Houston State	W Neg TUL ZS UAM Montgo	L AFF TUL JW LC McCall	W Neg COM SH HSU Johnso	W AFF UU AP LSS Marsha	W Neg LSS CC SFA Oreson	W AFF LTU SH LSS Allgoo	W AFF LSS JL HAR Holt	6-1	239.00 173.00
SHS Stephen Green	32	29	35	37	36	36	34	173.00	239.00
SHS Hood Sam Houston State	W AFF HAR DH NAF Yeoman	L Neg COM SH SFA Oreson	L AFF SFA CT LC Constan	L Neg HAR EG LC LaFleur	L AFF LSS JL BPC 3	L Neg ATU SP UU Morgan	W AFF TUL ZS ATU Jenkin	2-5	260.00 185.00
SHS Stacy Hood	39	37	40	36	35	35	38	185.00	260.00 11th Spkr

Eddy Shell Invitational -- Varsity

Bossier Parish CC

Feb. 22-24, 2013

	RD 1	RD 2	RD 3	RD 4	RD 5	RD 6	RD 7		
SHS Sears Sam Houston State	W Neg LSS JT HSU Davis	W AFF ATU AG LC LaFleur	L AFF NAF HM UAM Rogers	W Neg NAF NH SFA Garcia	L AFF UU HC HAR Holt	W Neg UU LC LSS K Smit	W Neg MC AH UU Hack	5-2	261.00 188.00
SHS Steve Sears	38	39	34	39	38	33	40	6th Seed	188.00 261.00 5th Spkr
SHS Villalobos Sam Houston State	L AFF UU CV LSS Colema	L Neg LSS KR UU Riley	L Neg UU JO COM M-Welc	L AFF NAF AR BPC-Scrogg	L AFF TUL ZS LTU York	W Neg SFA AL NAF Yeoman	W Bye	2-5	217.00 155.00
SHS John Villalobos	31	35	28	27	30	35	31		155.00 217.00
TUL Shi Tulane Univ	L AFF SHS SG UAM Montgo	L Neg SFA CT LSS R Burn	L Neg LC CH UTK Hinton	L AFF LSS JL NAF Yeoman	W Neg SHS JV LTU York	W Bye	L Neg SHS SH ATU Jenkin	2-5	220.50 161.50
TUL Zhenzhen Shi	30	35	30	22	35	31.5	37		161.50 220.50
TUL Tran Tulane Univ	W Bye	L AFF UU CB BPC-Scrogg	L Neg SFA JL LC PreJean	L AFF HAR KG COM M-Welc	L AFF NAF KM BPC 2	L Neg UU AP ATU L-Bake	L Neg HAR DH SFA Oreson	1-6	236.83 171.83
TUL Lance Tran	33.8	33	35	35	38	27	35		171.83 236.83
TUL Wimmer Tulane Univ	W AFF NAF KM BPC 4	W Neg SHS SG LC McCall	L Neg MC AH UU Morgan	L AFF ATU AG BPC 1	L AFF LC JC UU Nora	W Neg LSS JL UAM Montgo	L AFF LTU TA UAM Rogers	3-4	240.00 172.00
TUL Jan Wimmer	37	31	35	34	34	35	34		172.00 240.00
UAM Hoskins U of Ark - Monticello	W AFF ATU SP SFA Oreson	L Neg LTU SH SFA Tharp	W Neg UU LC LC McCall	W AFF SFA LB LSS Searin	L Neg LSS EK UU Hack	W AFF SFA JL LTU York	L AFF NAF LI LC Bruno	4-3	259.00 186.00
UAM Jon Hoskins	38	39	33	33	37	40	39		186.00 259.00 9th Spkr
UAM Reed U of Ark - Monticello	L AFF LSS KR ATU L-Bake	L Neg NAF AR HSU Johnso	W Neg SFA CL LSS R Burn	W AFF NAF LI UU Riley	W AFF UU AP LC LaFleur	W Neg COM BL LC Bruno	W Neg HAR EG BPC 2	5-2	259.00 188.00
UAM Kelly Reed	38	36	40	31	39	35	40	7th Seed	188.00 259.00 6th Spkr
UU Brown Union Univ	W AFF SFA LB LC Bruno	W Neg TUL LT BPC-Scrogg	W AFF LC JB BPC 1	W Neg SFA CT HAR Holt	L Neg LC CH HSU Davis	W AFF LSS CA SFA Garcia	W AFF LSS EK UAM Montgo	6-1	259.00 186.00
UU Courtney Brown	36	40	35	38	38	39	33	1st Seed	186.00 259.00 10th Spkr
UU Cargile Union Univ	W Neg ATU AG BPC 5	W AFF LC BR TUL Parker	L AFF UAM JH LC McCall	W Neg HAR DH UAM Montgo	L Neg NAF LI LSS Searin	L AFF SHS SS LSS K Smit	L AFF NAF HM HSU Johnso	3-4	253.00 182.00
UU Leana Cargile	40	39	33	31	40	34	36		182.00 253.00
UU Cochran Union Univ	L Neg NAF LI BPC Hendri	W AFF SFA MM HSU Davis	W Neg NAF KM LSA Brunh	W AFF LTU SH LC McCall	W Neg SHS SS HAR Holt	W AFF LSS KR BPC 2	L Neg LSS CA LTU York	5-2	244.00 176.00
UU Hunter Cochran	36	38	36	30	36	36	32	14th Seed	176.00 244.00
UU Owen Union Univ	W AFF COM BL HAR Holt	L Neg HAR DH LC PreJean	W AFF SHS JV COM M-Welc	W Neg LC JC LSS Bowers	W AFF LTU TA NAF Meyers	L Neg SFA CT LC LaFleur	W AFF NAF AR UTK Hinton	5-2	250.00 180.00
UU Janie Owen	36	32	38	37	36	34	37	12th Seed	180.00 250.00
UU Pulliam Union Univ	W Neg LSS CC BPC Hopkin	L AFF MC AH TUL Baumgt	L AFF LTU TA ETB Duncom	L Neg SHS SG LSS Marsha	L Neg UAM KR LC LaFleur	W AFF TUL LT ATU L-Bake	W AFF COM BL NAF Meyers	3-4	255.00 187.00
UU Allison Pulliam	38	36	39	36	38	29	39		187.00 255.00 8th Spkr

Eddy Shell Invitational -- Varsity

Bossier Parish CC

Feb. 22-24, 2013

	RD 1	RD 2	RD 3	RD 4	RD 5	RD 6	RD 7		
UU Valentine Union Univ	W Neg SHS JV LSS Colema	L AFF LSS CA BPC Agarwa	L Neg LSS JL ATU L-Bake	L AFF LSS CC LC Bruno	W AFF HAR DH LC Constan	L Neg SHS BD SFA Oreson	W Neg LC JB LSS Allgoo	3-4	248.00 180.00
UU Caleb Valentine	37	35	36	36	36	31	37	180.00	248.00

Eddy Shell Invitational
Bossier Parish CC
Feb. 22-24, 2013

Division: Professional

1 UAM Brown (UAM Chris Brown)

UAM CB

8 UU Brake (UU Seth Brake)

UTK NJ

4 UTK Johnston (UTK Nathan Johnston)

UTK NJ

5 LSS Walker (LSS Colby Walker)

UTK NJ

2 UAM Z.Tucker (UAM Zack Tucker)

SHS TS

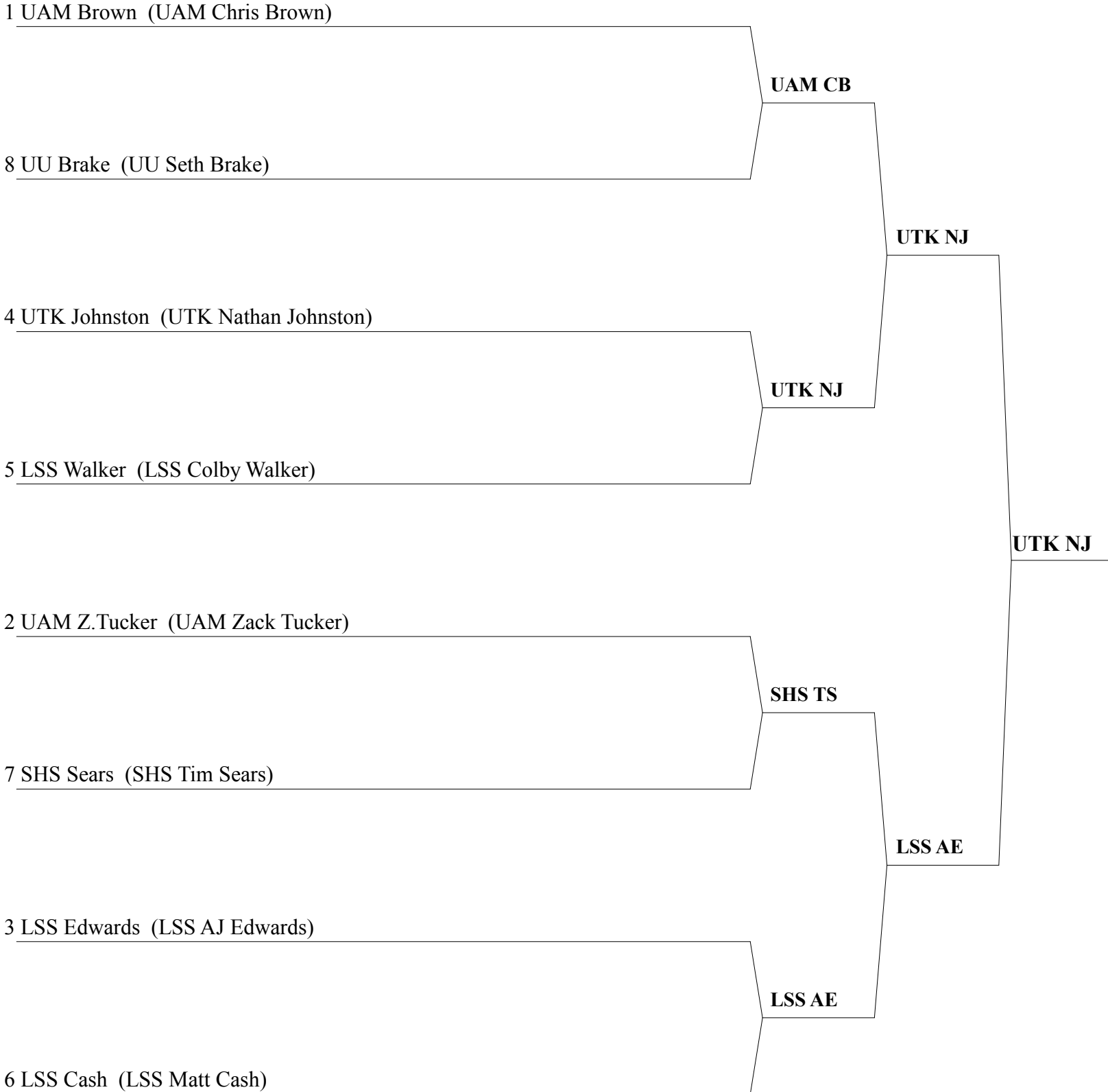
7 SHS Sears (SHS Tim Sears)

LSS AE

3 LSS Edwards (LSS AJ Edwards)

LSS AE

6 LSS Cash (LSS Matt Cash)



Eddy Shell Invitational -- Professional

Bossier Parish CC

Feb. 22-24, 2013

	RD 1	RD 2	RD 3	RD 4	RD 5	RD 6	RD 7		
ETB Carter East Texas Baptist	L Neg LSS KH UU Morgan	L AFF UU DK LSS L Burr	L Neg LSS AE HSU Davis	L AFF UAM ZT LSS Martin	L Neg LC AD TUL Baumgt	W AFF UAM TT LSS Marsha	L Neg UU LV SFA Garcia	1-6	242.00 175.00
ETB LaDarius Carter	36	31	37	36	30	37	35	175.00	242.00
ETB Shirley East Texas Baptist	L Neg LC ZV UU Riley	W AFF UAM TT UU Nora	L Neg UU SB TUL Baumgt	L AFF LSS CK ATU Jenkin	W Neg LSS CW SFA Tharp	L AFF UU AH LSA Brunh	L Fft LSS KH TUL Parker	2-5	218.00 178.00
ETB Jackie Shirley	35	40	38	37	39	29		178.00	218.00
LC Dufour Louisiana College	L AFF UU AH LSS L Burr	L Neg LSS AE BPC Hopkin	L AFF UU LV LSS K Smit	L Neg LSS MC SFA Tharp	W AFF ETB LC TUL Baumgt	W Neg UU VS BPC G-Barr	L Neg LSS JM NAF Yeoman	2-5	254.00 184.00
LC Andrew Dufour	36	36	30	39	40	38	35	184.00	254.00
LC Veuleman Louisiana College	W AFF ETB JS UU Riley	W Neg SHS RM UU Morgan	L AFF LSS MC UU Nora	L Neg LSS CW TUL Baumgt	W Neg LSS JM BPC Shaw	L AFF UU LV COM Welch	W Neg UU AW ATU L-Bake	4-3	252.00 181.00
LC Zach Veuleman	32	40	35	39	37	31	38	181.00	252.00
LSS Cash LSU Shreveport	L AFF UU VS UAM Rogers	W Neg UU LV NAF Yeoman	W Neg LC ZV UU Nora	W AFF LC AD SFA Tharp	W Neg UU DK LSA Brunh	L AFF SHS TS UU Riley	L AFF UPB AH BPC Shaw	4-3	264.00 193.00
LSS Matt Cash	31	39	39	40	37	40	38	193.00	264.00 2nd Spkr
LSS Edwards LSU Shreveport	W Neg UU DK LC PreJean	W AFF LC AD BPC Hopkin	W AFF ETB LC HSU Davis	W Neg SHS TS COM Welch	L Neg UU SB ATU Jenkin	W AFF UAM CB TUL Baumgt	L AFF UAM TT UU Riley	5-2	264.00 191.00
LSS AJ Edwards	39	37	39	40	39	37	33	191.00	264.00 4th Spkr
LSS Howard LSU Shreveport	W AFF ETB LC UU Morgan	L Neg SHS TS SFA Garcia	W AFF UPB AH ATU Jenkin	L Neg UTK NJ HSU Johnso	L AFF UAM ZT LC PreJean	W Neg UU AW BPC Shaw	W Bye ETB JS TUL Parker	4-3	256.66 186.66
LSS Kirsten Howard	38	37	38	30	37	40	36.7	186.66	256.66
LSS King LSU Shreveport	L AFF UAM ZT UU Nora	W Neg UU VS LSA Brunh	L AFF SHS TS BPC 5	W Neg ETB JS ATU Jenkin	W AFF UU AW COM Welch	L Neg SHS RM SFA Tharp	L Neg UU SB LC McCall	3-4	246.00 177.00
LSS Cody King	39	33	32	40	36	37	29	177.00	246.00
LSS Lucas LSU Shreveport	W Neg UAM TT SFA Garcia	W AFF UPB AH ATU L-Bake	W Neg UU AH BPC 2	L AFF UU AW LC PreJean	L Neg UAM CB HSU Johnso	L AFF UU DK LC Constan	L AFF UAM ZT SFA Tharp	3-4	261.00 187.00
LSS Kris Lucas	36	40	40	34	35	37	39	187.00	261.00 7th Spkr
LSS McDearmont LSU Shreveport	W Neg UU AW COM M-Welc	L AFF UAM CB ATU Jenkin	W Neg UAM ZT BPC Hopkin	W AFF UU VS ETB Duncom	L AFF LC ZV BPC Shaw	L Neg UTK NJ LC PreJean	W AFF LC AD NAF Yeoman	4-3	246.00 176.00
LSS Justin McDearmont	34	35	38	40	30	34	35	176.00	246.00
LSS Walker LSU Shreveport	W Neg UTK NJ BPC 2	W AFF UU SB BPC Hinze	L Neg UU DK COM Welch	W AFF LC ZV TUL Baumgt	L AFF ETB JS SFA Tharp	L Neg UAM ZT ATU Jenkin	W AFF SHS RM BPC D-Barr	4-3	266.00 193.00
LSS Colby Walker	37	40	33	40	40	36	40	193.00	266.00 1st Spkr
SHS McKinney Sam Houston State	W Neg UPB AH LSS Marsha	L AFF LC ZV UU Morgan	L AFF UTK NJ NAF Yeoman	L Neg UU LV LSS Bryan	L Neg UU AH LSS Martin	W AFF LSS CK SFA Tharp	L Neg LSS CW BPC D-Barr	2-5	253.00 180.00
SHS Richard McKinney	37	36	36	36	36	36	36	180.00	253.00

Eddy Shell Invitational -- Professional

Bossier Parish CC

Feb. 22-24, 2013

	RD 1	RD 2	RD 3	RD 4	RD 5	RD 6	RD 7		
SHS Sears Sam Houston State	L Neg UU SB HSU Johnso	W AFF LSS KH SFA Garcia	W Neg LSS CK BPC 5	L AFF LSS AE COM Welch	L AFF UTK NJ LSS K Smit	W Neg LSS MC UU Riley	W Neg UU AH LC Constan	4-3	263.00 188.00
SHS Tim Sears	36	38	35	38	36	40	40	7th Seed	188.00 263.00 6th Spkr
UAM Brown U of Ark - Monticello	W AFF UU LV SFA Tharp	W Neg LSS JM ATU Jenkin	W Neg UU VS LSS Bryan	W AFF UU SB LSA Brunh	W AFF LSS KL HSU Johnso	L Neg LSS AE TUL Baumgt	W Neg UU DK BPC 6	6-1	267.00 191.00
UAM Chris Brown	37	40	40	38	36	36	40	1st Seed	191.00 267.00 3rd Spkr
UAM T.Tucker U of Ark - Monticello	L AFF LSS KL SFA Garcia	L Neg ETB JS UU Nora	L Neg UU AW SFA Tharp	W AFF UU AH LSS Allgoo	L AFF UU VS LSS Colema	L Neg ETB LC LSS Marsha	W Neg LSS AE UU Riley	2-5	253.00 181.00
UAM Tiffany Tucker	35	39	38	33	37	37	34		181.00 253.00
UAM Z.Tucker U of Ark - Monticello	W Neg LSS CK UU Nora	W AFF UU AW LSS K Smit	L AFF LSS JM BPC Hopkin	W Neg ETB LC LSS Martin	W Neg LSS KH LC PreJean	W AFF LSS CW ATU Jenkin	W Neg LSS KL SFA Tharp	6-1	264.00 191.00
UAM Zack Tucker	40	33	38	37	38	38	40	2nd Seed	191.00 264.00 5th Spkr
UPB Hale U of Ark - Pine Bluff	L AFF SHS RM LSS Marsha	L Neg LSS KL ATU L-Bake	L Neg LSS KH ATU Jenkin	L AFF UU DK LSS Colema	W Neg UU LV LSS Bowers	W AFF UU SB BPC D-Barr	W Neg LSS MC BPC Shaw	3-4	256.00 183.00
UPB Ashley Hale	36	37	35	33	37	38	40		183.00 256.00
UTK Johnston Univ of Tenn - Knoxville	L AFF LSS CW BPC 2	W Neg UU AH COM M-Welc	W Neg SHS RM NAF Yeoman	W AFF LSS KH HSU Johnso	W Neg SHS TS LSS K Smit	W AFF LSS JM LC PreJean	L Neg UU VS COM Welch	5-2	253.00 185.00
UTK Nathan Johnston	38	36	37	30	37	37	38	4th Seed	185.00 253.00
UU Brake Union Univ	W AFF SHS TS HSU Johnso	L Neg LSS CW BPC Hinze	W AFF ETB JS TUL Baumgt	L Neg UAM CB LSA Brunh	W AFF LSS AE ATU Jenkin	L Neg UPB AH BPC D-Barr	W AFF LSS CK LC McCall	4-3	258.00 187.00
UU Seth Brake	38	39	40	33	40	37	31	8th Seed	187.00 258.00 8th Spkr
UU Holcomb Union Univ	W Neg LC AD LSS L Burr	L AFF UTK NJ COM M-Welc	L AFF LSS KL BPC 2	L Neg UAM TT LSS Allgoo	W AFF SHS RM LSS Martin	W Neg ETB JS LSA Brunh	L AFF SHS TS LC Constan	3-4	252.00 181.00
UU Ali Holcomb	36	33	37	31	37	38	40		181.00 252.00
UU Knack Union Univ	L AFF LSS AE LC PreJean	W Neg ETB LC LSS L Burr	W AFF LSS CW COM Welch	W Neg UPB AH LSS Colema	L AFF LSS MC LSA Brunh	W Neg LSS KL LC Constan	L AFF UAM CB BPC 6	4-3	254.00 182.00
UU David Knack	38	32	33	39	33	39	40		182.00 254.00
UU Searl Union Univ	W Neg LSS MC UAM Rogers	L AFF LSS CK LSA Brunh	L AFF UAM CB LSS Bryan	L Neg LSS JM ETB Duncom	W Neg UAM TT LSS Colema	L AFF LC AD BPC G-Barr	W AFF UTK NJ COM Welch	3-4	252.00 181.00
UU Vicki Searl	33	35	35	38	37	37	37		181.00 252.00
UU Van Ness Union Univ	L Neg UAM CB SFA Tharp	L AFF LSS MC NAF Yeoman	W Neg LC AD LSS K Smit	W AFF SHS RM LSS Bryan	L AFF UPB AH LSS Bowers	W Neg LC ZV COM Welch	W AFF ETB LC SFA Garcia	4-3	235.00 167.00
UU Lowell Van Ness	35	31	32	37	34	31	35		167.00 235.00
UU Williams Union Univ	L AFF LSS JM COM M-Welc	L Neg UAM ZT LSS K Smit	W AFF UAM TT SFA Tharp	W Neg LSS KL LC PreJean	L Neg LSS CK COM Welch	L AFF LSS KH BPC Shaw	L AFF LC ZV ATU L-Bake	2-5	252.00 183.00
UU Abby Williams	30	31	39	38	36	39	39		183.00 252.00

EDDIE SHELL
Bossier Parish Community College
February 22-24, 2013

Division: Team IPDA

1 UAM Hoskins/Reed (UAM John Hoskins & UAM Kelly Reed)

UAM HR

8 LSHV Ryland/Snead (LSHV Kate Ryland & LSHV Madelyn Snead)

NAF SI

4 SHS McKinney/Villalobos (SHS Richard McKinney & SHS John Villalobos)

NAF SI

5 NAF Campbell/Indorf (NAF Katherine Campbell & NAF Lucas Indorf)

SHS SS

2 SHS Sear/Sears (SHS Tim Sears & SHS Steve Sears)

SHS SS

7 SFA Langham/Throckmorton (SFA Carrie Langham & SFA Connor Throckmorton)

SHS SS

3 LAC Ragas/Kliewer (LAC Bruce Ragas & LAC Travis Kliewer)

LSHV KT

6 LSHV Kemp/Thomas (LSHV Elizabeth Kemp & LSHV Julie Thomas)

EDDIE SHELL -- Team IPDA

Bossier Parish Community College

February 22-24, 2013

	ROUND 1	ROUND 2	ROUND 3	ROUND 4		
COM Clark/Carter College of the Mainlands	L Neg SHS SS LSHV Edwar	W AFF UTK MC BPCC Denni	L AFF SHS HG BPCC Labor	L Neg LSHV AW NAF Englan	1-3	266.00 130.00
COM Taryn Clark COM Andrew Carter	30 4 35 3	33 3 32 4	35 4 37 3	32 3 32 4	65.00 130.00 67.00 136.00	
COM Lara/DeVasier College of the Mainlands	L AFF NAF TT BPCC Labor	L Neg LSHV RM NAF Englan	L Neg UTK HI SHS Dotson	L AFF UTK TO UAM T Tuck	0-4	245.00 122.00
COM Bianca Lara COM Kyle DeVasier	36 4 39 1	30 3 18 4	28 3 27 4	35 1 32 4	65.00 129.00 59.00 116.00	
HSU Brown/Bell Henderson State Universi	L Neg UTK HI UAM T Tuck	L AFF SFA BL BPCC Hendr	W AFF UTK MC BPCC Agarw	L Neg NAF RM SHS Dotson	1-3	223.00 113.00
HSU Mariah Brown HSU Kyra Bell	22 3 22 4	32 3 30 4	35 1 31 4	31 3 20 4	63.00 120.00 52.00 103.00	
HSU Dunn/Byers Henderson State Universi	L AFF LAC RK BPCC Dicks	W Neg LSHV AW NAF Breaze	W AFF SFA BL BPCC Breel	L Neg SFA LT NAF Yeoman	2-2	260.00 132.00
HSU Olandera Dunn HSU Kyle Byers	33 4 35 3	32 2 32 3	37 1 36 2	26 3 29 4	65.00 128.00 67.00 132.00	
HSU Light/Rogers Henderson State Universi	L AFF LSHV KT BPCC 1	L Neg NAF SI SHS Turnpa	L Neg SHS MV BPCC Denni	L AFF NAF TT COM Welch	0-4	273.00 137.00
HSU Shane Light HSU Ryan Rogers	35 4 36 2	31 4 35 2	36 2 35 3	34 3 31 4	69.00 136.00 70.00 137.00	
HSU Ross/Turner Henderson State Universi	W Neg SFA BL COM Welch	L AFF UAM HR BPCC Dicks	W AFF NAF MH BPCC Hendr	L Neg UTK MC LSHV 1	2-2	249.00 127.00
HSU Felicia Ross HSU Phillip Turner	10 4 34 1	26 4 29 3	38 2 40 1	35 2 37 1	61.00 109.00 71.00 140.00	
LAC Carillo/Headrick Louisiana College	L AFF SFA LT BPCC 2	W Neg UTK TO HSU Davis	W Neg NAF TT SHS Turnpa	L AFF SHS MV HSU Johnso	2-2	289.00 145.00
LAC Jesus Carillo LAC Connor Headrick	34 3 37 2	37 2 37 1	37 2 39 1	35 2 33 3	72.00 143.00 74.00 146.00 7th Spkr	
LAC Ragas/Kliewer Louisiana College	W Neg HSU DB BPCC Dicks	W AFF SHS MV BPCC Labor	L AFF LSHV AW BPCC Lawre	W Neg NAF MH BPCC Breel	3-1	297.00 149.00 3rd Seed
LAC Bruce Ragas LAC Travis Kliewer	36 2 38 1	39 1 38 2	36 2 35 3	38 1 37 2	74.00 149.00 4th Spkr 75.00 148.00 3rd Spkr	
LSHV Anthony/Wiseman LSU Shreveport	L Neg UAM HR NAF Meyers	L AFF HSU DB NAF Breaze	W Neg LAC RK BPCC Lawre	W AFF COM CC NAF Englan	2-2	280.00 140.00
LSHV Chelsea Anthony LSHV Austin Wiseman	37 3 31 4	36 1 31 4	38 1 34 4	38 1 35 2	75.00 149.00 1st Spkr 65.00 131.00	
LSHV Coleman/Carscadden LSU Shreveport	W Neg NAF RM UTK Johnst	L AFF SHS HG BPCC Lawre	L AFF SFA LT UAM T Tuck	W Neg SFA LM SHS Turnpa	2-2	267.00 133.00
LSHV Chaz Coleman LSHV Zach Carscadden	38 1 32 4	36 3 35 4	34 1 29 4	40 1 23 4	74.00 148.00 5th Spkr 61.00 119.00	

EDDIE SHELL -- Team IPDA**Bossier Parish Community College****February 22-24, 2013**

	ROUND 1	ROUND 2	ROUND 3	ROUND 4		
LSHV Kemp/Thomas LSU Shreveport	W Neg HSU LR BPCC 1	W AFF NAF RM BPCC Conle	W Neg UTK TO NAF Englan	L AFF SHS SS NAF Breaze	3-1	278.00 141.00
LSHV Elizabeth Kemp LSHV Julie Thomas	34 3 37 1	36 1 30 3	34 3 36 1	35 4 36 2	6th Seed	69.00 139.00 72.00 139.00
LSHV Ryland/Snead LSU Shreveport	W Neg SFA LM HSU Johnso	W AFF COM LD NAF Englan	L AFF NAF SI UAM Brown	W Neg SHS HG UTK Johnst	3-1	266.00 130.00
LSHV Kate Ryland LSHV Madelyn Snead	37 1 25 4	39 1 35 2	35 2 32 4	31 4 32 3	8th Seed	72.00 142.00 64.00 124.00
NAF Campbell/Indorf NW Arkansas Forensics	W Neg UTK MC SHS Dotson	W AFF HSU LR SHS Turnpa	W Neg LSHV RM UAM Brown	L AFF UAM HR BPCC Hendr	3-1	279.00 142.00
NAF Katherine Campbell NAF Lucas Indorf	35 2 36 1	34 3 38 1	33 3 38 1	31 4 34 3	5th Seed	67.00 133.00 74.00 146.00 6th Spkr
NAF Mangham/Hernandez NW Arkansas Forensics	W Neg SHS HG HSU Davis	W AFF UTK HI UAM Brown	L Neg HSU RT BPCC Hendr	L AFF LAC RK BPCC Breele	2-2	289.00 145.00
NAF Kate Mangham NAF Nathan Hernandez	36 2 36 1	37 2 38 1	37 3 36 4	35 3 34 4		73.00 145.00 72.00 144.00
NAF Orepeza/Gales NW Arkansas Forensics	W Neg COM LD BPCC Labor	L AFF SFA LM BPCC Sherr	L AFF LAC CH SHS Turnpa	W Neg HSU LR COM Welch	2-2	262.00 131.00
NAF Alex Orepeza NAF Kerim Gales	38 2 37 3	29 3 27 4	30 3 27 4	36 2 38 1		66.00 133.00 64.00 129.00
NAF Rice/Marcum NW Arkansas Forensics	L AFF LSHV CC UTK Johnst	L Neg LSHV KT BPCC Conle	L Neg UAM HR COM Welch	W AFF HSU BB SHS Dotson	1-3	261.00 133.00
NAF Abby Rice NAF Harlee Marcum	34 3 36 2	36 2 27 4	25 4 31 2	36 1 36 2		70.00 131.00 67.00 130.00
SFA Beshears/Lopez Stephen F. Austin	L AFF HSU RT COM Welch	W Neg HSU BB BPCC Hendr	L Neg HSU DB BPCC Breele	W AFF UTK HI HSU Davis	2-2	275.00 134.00
SFA Lori Beshears SFA Ashley Lopez	33 2 30 3	38 2 40 1	30 4 35 3	35 1 34 4		68.00 136.00 69.00 139.00
SFA Langham/Throckmorton Stephen F. Austin	W Neg LAC CH BPCC 2	L AFF SHS SS BPCC Hinze	W Neg LSHV CC UAM T Tuck	W AFF HSU DB NAF Yeoman	3-1	274.00 138.00
SFA Carrie Langham SFA Connor Throckmorton	38 1 32 4	32 4 36 2	34 2 32 3	34 2 36 1	7th Seed	68.00 138.00 68.00 136.00
SFA Layman/Moreck Stephen F. Austin	L AFF LSHV RM HSU Johnso	W Neg NAF TT BPCC Sherr	L Neg SHS SS UTK Johnst	L AFF LSHV CC SHS Turnpa	1-3	274.00 138.00
SFA Jessica Layman SFA Michael Moreck	36 2 30 3	36 1 33 2	34 4 35 3	37 2 33 3		72.00 143.00 66.00 131.00
SHS Hood/Green Sam Houston State	L AFF NAF MH HSU Davis	W Neg LSHV CC BPCC Lawre	W Neg COM CC BPCC Labor	L AFF LSHV RM UTK Johnst	2-2	290.00 147.00
SHS Stacy Hood SHS Stephen Green	36 3 36 4	38 1 37 2	38 2 40 1	33 1 32 2	8th Spkr	74.00 145.00 73.00 145.00

EDDIE SHELL -- Team IPDA

Bossier Parish Community College

February 22-24, 2013

	ROUND 1	ROUND 2	ROUND 3	ROUND 4		
SHS McKinney/Villalobos Sam Houston State	W AFF UTK TO UAM Brown	L Neg LAC RK BPCC Labor	W AFF HSU LR BPCC Denni	W Neg LAC CH HSU Johnso	3-1	291.00 146.00
SHS Richard McKinney SHS John Villalobos	39 1 37 2	36 4 37 3	35 4 38 1	37 1 32 4	4th Seed	73.00 147.00 74.00 144.00
SHS Sear/Sears Sam Houston State	W AFF COM CC LSHV Edwar	W Neg SFA LT BPCC Hinze	W AFF SFA LM UTK Johnst	W Neg LSHV KT NAF Breaze	4-0	291.00 145.00
SHS Tim Sears SHS Steve Sears	36 2 37 1	34 3 38 1	37 2 38 1	36 1 35 3	2nd Seed	72.00 143.00 75.00 148.00 2nd Spkr
UAM Hoskins/Reed UA Monticello	W AFF LSHV AW NAF Meyers	W Neg HSU RT BPCC Dicks	W AFF NAF RM COM Welch	W Neg NAF SI BPCC Hendr	4-0	291.00 149.00
UAM John Hoskins UAM Kelly Reed	40 1 38 2	35 2 36 1	34 1 30 3	38 2 40 1	1st Seed	73.00 147.00 74.00 144.00
UTK Hinton/Indelicato UT Knoxville	W AFF HSU BB UAM T Tuck	L Neg NAF MH UAM Brown	W AFF COM LD SHS Dotson	L Neg SFA BL HSU Davis	2-2	275.00 140.00
UTK Spencer Hinton UTK Nichole Indelicato	35 2 36 1	37 3 37 4	30 2 31 1	35 2 34 3		70.00 137.00 70.00 138.00
UTK Monghi/Carpenter UT Knoxville	L AFF NAF SI SHS Dotson	L Neg COM CC BPCC Denni	L Neg HSU BB BPCC Agarw	W AFF HSU RT LSHV 1	1-3	259.00 127.00
UTK David Monghi UTK Brandon Carpenter	33 3 28 4	36 1 35 2	33 2 32 3	32 3 30 4		66.00 134.00 62.00 125.00
UTK Thomas/Overton UT Knoxville	L Neg SHS MV UAM Brown	L AFF LAC CH HSU Davis	L AFF LSHV KT NAF Englan	W Neg COM LD UAM T Tuck	1-3	266.00 133.00
UTK Chris Thomas UTK Tom Overton	34 3 31 4	34 3 32 4	36 2 32 4	34 2 33 3		68.00 138.00 64.00 128.00

EDDIE SHELL -- Team IPDA
Bossier Parish Community College
February 22-24, 2013

ROUND 1

ROUND 2

ROUND 3

ROUND 4